

## **Appendix D. Calibration Certificates**



輝創工程有限公司

Sun Creation Engineering Limited

Calibration & Testing Laboratory

# Certificate of Calibration

## 校正證書

Certificate No. : C182424  
證書編號

ITEM TESTED / 送檢項目 ( Job No. / 序引編號 : IC18-0873 )

Date of Receipt / 收件日期 : 27 April 2018

Description / 儀器名稱 : Integrating Sound Level Meter  
Manufacturer / 製造商 : Brüel & Kjær  
Model No. / 型號 : 2238  
Serial No. / 編號 : 2381580  
Supplied By / 委託者 : Atkins China Limited  
13/F., Wharf T&T Centre, Harbour City,  
Tsim Sha Tsui, Kowloon, Hong Kong

### TEST CONDITIONS / 測試條件

Temperature / 溫度 : (23 ± 2)°C

Relative Humidity / 相對濕度 : (50 ± 25)%

Line Voltage / 電壓 : ---

### TEST SPECIFICATIONS / 測試規範

Calibration check

DATE OF TEST / 測試日期 : 10 May 2018


### TEST RESULTS / 測試結果

The results apply to the particular unit-under-test only.  
The results do not exceed manufacturer's specification.  
The results are detailed in the subsequent page(s).


The test equipment used for calibration are traceable to National Standards via :

- The Government of The Hong Kong Special Administrative Region Standard & Calibration Laboratory
- Agilent Technologies / Keysight Technologies
- Rohde & Schwarz Laboratory, Germany
- Fluke Everett Service Center, USA

Tested By  
測試

  
K C Lee  
Engineer

Certified By  
核證

  
H C Chan  
Engineer

Date of Issue  
簽發日期

10 May 2018

The test equipment used for calibration are traceable to the Nation Standards as specified in this certificate. This certificate shall not be reproduced except in full, without the prior written approval of this laboratory.

本證書所載校正用之測試器材均可溯源至國際標準。局部複印本證書需先獲本實驗所書面批准。

Sun Creation Engineering Limited – Calibration & Testing Laboratory

c/o 4/F, 1 Hing On Lane, Tuen Mun, New Territories, Hong Kong

輝創工程有限公司 — 校正及檢測實驗室

c/o 香港新界屯門興安里一號四樓

Tel/電話: (852) 2927 2606

Fax/傳真: (852) 2744 8986

E-mail/電郵: callab@suncreation.com

Website/網址: www.suncreation.com

# Certificate of Calibration

## 校正證書

Certificate No. : C182424  
證書編號

1. The unit-under-test (UUT) was allowed to stabilize in the laboratory for over 12 hours, and switched on to warm up for over 10 minutes before the commencement of the test.
2. Self-calibration using the B & K Acoustic Calibrator 4231, S/N : 3018753 was performed before the test.
3. The results presented are the mean of 3 measurements at each calibration point.
4. Test equipment :

<u>Equipment ID</u>	<u>Description</u>	<u>Certificate No.</u>
CL280	40 MHz Arbitrary Waveform Generator	C180024
CL281	Multifunction Acoustic Calibrator	PA160023

5. Test procedure : MA101N.

6. Results :

- 6.1 Sound Pressure Level :

- 6.1.1 Reference Sound Pressure Level

UUT Setting				Applied Value		UUT Reading (dB)	IEC 61672 Class 1 Spec. (dB)
Range (dB)	Parameter	Frequency Weighting	Time Weighting	Level (dB)	Freq. (kHz)		
50 - 130	L <sub>AFP</sub>	A	F	94.00	1	94.1	± 1.1

- 6.1.2 Linearity

UUT Setting				Applied Value		UUT Reading (dB)
Range (dB)	Parameter	Frequency Weighting	Time Weighting	Level (dB)	Freq. (kHz)	
50 - 130	L <sub>AFP</sub>	A	F	94.00	1	94.1 (Ref.)
				104.00		104.1
				114.00		114.0

IEC 61672 Class 1 Spec. : ± 0.6 dB per 10 dB step and ± 1.1 dB for overall different.

- 6.2 Time Weighting

UUT Setting				Applied Value		UUT Reading (dB)	IEC 61672 Class 1 Spec. (dB)
Range (dB)	Parameter	Frequency Weighting	Time Weighting	Level (dB)	Freq. (kHz)		
50 - 130	L <sub>AFP</sub>	A	F	94.00	1	94.1	Ref.
	L <sub>ASP</sub>		S			94.1	± 0.3

The test equipment used for calibration are traceable to the Nation Standards as specified in this certificate. This certificate shall not be reproduced except in full, without the prior written approval of this laboratory.

本證書所載校正用之測試器材均可溯源至國際標準。局部複印本證書需先獲本實驗所書面批准。

# Certificate of Calibration

## 校正證書

Certificate No. : C182424

證書編號

### 6.3 Frequency Weighting

#### 6.3.1 A-Weighting

UUT Setting				Applied Value		UUT Reading (dB)	IEC 61672 Class 1 Spec. (dB)
Range (dB)	Parameter	Frequency Weighting	Time Weighting	Level (dB)	Freq.		
50 - 130	L <sub>AFP</sub>	A	F	94.00	63 Hz	68.0	-26.2 ± 1.5
					125 Hz	77.9	-16.1 ± 1.5
					250 Hz	85.4	-8.6 ± 1.4
					500 Hz	90.9	-3.2 ± 1.4
					1 kHz	94.1	Ref.
					2 kHz	95.3	+1.2 ± 1.6
					4 kHz	95.1	+1.0 ± 1.6
					8 kHz	93.0	-1.1 (+2.1 ; -3.1)
					12.5 kHz	89.9	-4.3 (+3.0 ; -6.0)

#### 6.3.2 C-Weighting

UUT Setting				Applied Value		UUT Reading (dB)	IEC 61672 Class 1 Spec. (dB)
Range (dB)	Parameter	Frequency Weighting	Time Weighting	Level (dB)	Freq.		
50 - 130	L <sub>CFP</sub>	C	F	94.00	63 Hz	93.4	-0.8 ± 1.5
					125 Hz	93.9	-0.2 ± 1.5
					250 Hz	94.1	0.0 ± 1.4
					500 Hz	94.1	0.0 ± 1.4
					1 kHz	94.1	Ref.
					2 kHz	93.9	-0.2 ± 1.6
					4 kHz	93.3	-0.8 ± 1.6
					8 kHz	91.1	-3.0 (+2.1 ; -3.1)
					12.5 kHz	88.0	-6.2 (+3.0 ; -6.0)

The test equipment used for calibration are traceable to the Nation Standards as specified in this certificate. This certificate shall not be reproduced except in full, without the prior written approval of this laboratory.

本證書所載校正用之測試器材均可溯源至國際標準。局部複印本證書需先獲本實驗所書面批准。



# Certificate of Calibration

## 校正證書

Certificate No. : C182424  
證書編號

Remarks : - UUT Microphone Model No. : 4188 & S/N : 2379759

- Mfr's Spec. : IEC 61672 Class 1

- Uncertainties of Applied Value :

94 dB	: 63 Hz - 125 Hz	: ± 0.35 dB
	250 Hz - 500 Hz	: ± 0.30 dB
	1 kHz	: ± 0.20 dB
	2 kHz - 4 kHz	: ± 0.35 dB
	8 kHz	: ± 0.45 dB
	12.5 kHz	: ± 0.70 dB
104 dB	: 1 kHz	: ± 0.10 dB (Ref. 94 dB)
114 dB	: 1 kHz	: ± 0.10 dB (Ref. 94 dB)

- The uncertainties are for a confidence probability of not less than 95 %.

Note :

Only the original copy or the laboratory's certified true copy is valid.

The values given in this Certificate only relate to the values measured at the time of the test and any uncertainties quoted will not include allowance for the equipment long term drift, variations with environment changes, vibration and shock during transportation, overloading, mis-handling, or the capability of any other laboratory to repeat the measurement. Sun Creation Engineering Limited shall not be liable for any loss or damage resulting from the use of the equipment.

The test equipment used for calibration are traceable to the Nation Standards as specified in this certificate. This certificate shall not be reproduced except in full, without the prior written approval of this laboratory.

本證書所載校正用之測試器材均可溯源至國際標準。局部複印本證書需先獲本實驗所書面批准。

Sun Creation Engineering Limited – Calibration & Testing Laboratory

c/o 4/F, 1 Hing On Lane, Tuen Mun, New Territories, Hong Kong

輝創工程有限公司 — 校正及檢測實驗室

c/o 香港新界屯門興安里一號四樓

Tel/電話: (852) 2927 2606

Fax/傳真: (852) 2744 8986

E-mail/電郵: callab@suncreation.com

Website/網址: www.suncreation.com

Page 4 of 4



專業化驗有限公司

QUALITY PRO TEST-CONSULT LIMITED

Unit 10, 14/F, Wah Wai Centre, 38-40 Au Pui Wan St., Fotan, Hong Kong

Email: info@qualityprotest.com; Website: www.qualityprotest.com

Tel: (852) 3956 8717; Fax: (852) 3956 3928

## REPORT OF EQUIPMENT PERFORMANCE CHECK/ CALIBRATION

Report No. : AH060001  
Date of Issue : 01 June 2018  
Page No. : 1 of 2

### PART A – CUSTOMER INFORMATION

Enovative Environmental Service Ltd.  
Flat 2207, Yu Fun House,  
Yu Chui Court, Shatin  
New Territories, Hong Kong  
Attn: Mr. Thomas WONG

### PART B – DESCRIPTION

Name of Equipment : YSI 6920 v2 (Multi-Parameters)  
Manufacturer : YSI (a xylem brand)  
Serial Number : 0001C6A7  
Date of Received : May 23, 2018  
Date of Calibration : May 23, 2018 to May 23, 2018  
Date of Next Calibration<sup>(a)</sup> : Aug 23, 2018

### PART C – REFERENCE METHODS/ DOCUMENTS FOR THE CALIBRATION

Parameter	Reference Method
pH at 25°C	APHA 21e 4500-H <sup>+</sup> B
Dissolved Oxygen	APHA 21e 4500-O G
Conductivity at 25°C	APHA 21e 2510 B
Salinity	APHA 21e 2520 B
Turbidity	APHA 21e 2130 B
Temperature	Section 6 of international Accreditation New Zealand Technical Guide no. 3 Second edition March 2008: Working Thermometer Calibration Procedure.

### PART D – CALIBRATION RESULTS<sup>(b,c)</sup>

#### (1) pH at 25°C

Target (pH unit)	Displayed Reading <sup>(d)</sup> (pH Unit)	Tolerance <sup>(e)</sup> (pH Unit)	Results
4.00	4.08	0.08	Satisfactory
7.42	7.48	0.06	Satisfactory
10.01	10.06	0.05	Satisfactory

Tolerance of pH should be less than  $\pm 0.10$  (pH unit)

#### (2) Temperature

Reading of Ref. thermometer (°C)	Displayed Reading (°C)	Tolerance (°C)	Results
19.5	19.7	0.2	Satisfactory
26.4	26.3	-0.1	Satisfactory
38.5	38.6	0.1	Satisfactory


Tolerance limit of temperature should be less than  $\pm 2.0$  (°C)

~ CONTINUED ON NEXT PAGE ~

#### Remark(s): -

- <sup>(a)</sup> The "Date of Next Calibration" is recommended according to best practice principals as practiced by QPT or quoted from relevant international standards.  
<sup>(b)</sup> The results relate only to the calibrated equipment as received  
<sup>(c)</sup> The performance of the equipment stated in this report is checked with independent reference material and results compared against a calibrated secondary source.  
<sup>(d)</sup> "Displayed Reading" denotes the figure shown on item under calibration/ checking regardless of equipment precision or significant figures.  
<sup>(e)</sup> The "Tolerance Limit" mentioned is the acceptance criteria applicable for similar equipment used by QPT or quoted from relevant international standards.

APPROVED SIGNATORY:

  
LAM Ho-ye, Emma  
Assistant Laboratory Manager



專業化驗有限公司

QUALITY PRO TEST-CONSULT LIMITED

Unit 10, 14/F, Wah Wai Centre, 38-40 Au Pui Wan St., Fotan, Hong Kong

Email: info@qualityprotest.com; Website: www.qualityprotest.com

Tel: (852) 3956 8717; Fax: (852) 3956 3928

## REPORT OF EQUIPMENT PERFORMANCE CHECK/ CALIBRATION

Report No. : AH060001  
Date of Issue : 01 June 2018  
Page No. : 2 of 2

### PART D – CALIBRATION RESULTS (Cont'd)

#### (3) Dissolved Oxygen

Expected Reading (mg/L)	Displayed Reading (mg/L)	Tolerance (mg/L)	Results
0.00	0.11	0.11	Satisfactory
2.98	3.02	0.04	Satisfactory
5.04	5.15	0.11	Satisfactory
6.78	6.85	0.07	Satisfactory

Tolerance limit of dissolved oxygen should be less than  $\pm 0.20$  (mg/L)

#### (4) Conductivity at 25°C

Conc. of KCl (M)	Expected Reading ( $\mu\text{S}/\text{cm}$ )	Displayed Reading ( $\mu\text{S}/\text{cm}$ )	Tolerance (%)	Results
0.001	146.9	142.8	-2.8	Satisfactory
0.01	1412	1380	-2.3	Satisfactory
0.1	12890	12293	-4.6	Satisfactory
0.5	58670	57462	-2.1	Satisfactory
1.0	111900	109408	-2.2	Satisfactory

Tolerance limit of conductivity should be less than  $\pm 10.0$  (%)

#### (5) Salinity

Expected Reading (g/L)	Displayed Reading (g/L)	Tolerance (%)	Results
10	9.79	-2.1	Satisfactory
20	19.68	-1.6	Satisfactory
30	29.67	-1.1	Satisfactory

Tolerance limit of salinity should be less than  $\pm 10.0$  (%)

#### (6) Turbidity

Expected Reading (NTU)	Displayed Reading <sup>(f)</sup> (NTU)	Tolerance <sup>(g)</sup> (%)	Results
0	0.1	--	--
10	10.6	6.0	Satisfactory
20	20.7	3.5	Satisfactory
100	98.4	-1.6	Satisfactory
800	789.1	-1.4	Satisfactory

Tolerance limit of turbidity should be less than  $\pm 10.0$  (%)

~ END OF REPORT ~

#### Remark(s): -

<sup>(f)</sup> "Displayed Reading" presents the figures shown on item under calibration/ checking regardless of equipment precision or significant figures.

<sup>(g)</sup> The "Tolerance Limit" mentioned is the acceptance criteria applicable for similar equipment used by Quality Pro Test-Consult Ltd. or quoted from relevant international standards.



專業化驗有限公司

QUALITY PRO TEST-CONSULT LIMITED

Unit 10, 14/F, Wah Wai Centre, 38-40 Au Pui Wan St., Fotan, Hong Kong

Email: info@qualityprotest.com; Website: www.qualityprotest.com

Tel: (852) 3956 8717; Fax: (852) 3956 3928

## REPORT OF EQUIPMENT PERFORMANCE CHECK/ CALIBRATION

Report No. : AH060002  
Date of Issue : 01 June 2018  
Page No. : 1 of 2

### PART A – CUSTOMER INFORMATION

Enovative Environmental Service Ltd.  
Flat 2207, Yu Fun House,  
Yu Chui Court, Shatin  
New Territories, Hong Kong  
Attn: Mr. Thomas WONG

### PART B – DESCRIPTION

Name of Equipment : YSI 6920 v2 (Multi-Parameters)  
Manufacturer : YSI (a xylem brand)  
Serial Number : 000109DF  
Date of Received : May 23, 2018  
Date of Calibration : May 23, 2018 to May 23, 2018  
Date of Next Calibration<sup>(a)</sup> : Aug 23, 2018

### PART C – REFERENCE METHODS/ DOCUMENTS FOR THE CALIBRATION

Parameter	Reference Method
pH at 25°C	APHA 21e 4500-H <sup>+</sup> B
Dissolved Oxygen	APHA 21e 4500-O G
Conductivity at 25°C	APHA 21e 2510 B
Salinity	APHA 21e 2520 B
Turbidity	APHA 21e 2130 B
Temperature	Section 6 of international Accreditation New Zealand Technical Guide no. 3 Second edition March 2008: Working Thermometer Calibration Procedure.

### PART D – CALIBRATION RESULTS<sup>(b,e)</sup>

#### (1) pH at 25°C

Target (pH unit)	Displayed Reading <sup>(d)</sup> (pH Unit)	Tolerance <sup>(e)</sup> (pH Unit)	Results
4.00	4.06	0.06	Satisfactory
7.42	7.46	0.04	Satisfactory
10.01	10.07	0.06	Satisfactory

Tolerance of pH should be less than ±0.10 (pH unit)

#### (2) Temperature

Reading of Ref. thermometer (°C)	Displayed Reading (°C)	Tolerance (°C)	Results
19.5	19.8	0.3	Satisfactory
26.4	26.2	-0.2	Satisfactory
38.5	38.8	0.3	Satisfactory


Tolerance limit of temperature should be less than ±2.0 (°C)

~ CONTINUED ON NEXT PAGE ~

#### Remark(s): -

- <sup>(a)</sup> The "Date of Next Calibration" is recommended according to best practice principals as practiced by QPT or quoted from relevant international standards.  
<sup>(b)</sup> The results relate only to the calibrated equipment as received  
<sup>(c)</sup> The performance of the equipment stated in this report is checked with independent reference material and results compared against a calibrated secondary source.  
<sup>(d)</sup> "Displayed Reading" denotes the figure shown on item under calibration/ checking regardless of equipment precision or significant figures.  
<sup>(e)</sup> The "Tolerance Limit" mentioned is the acceptance criteria applicable for similar equipment used by QPT or quoted from relevant international standards.

APPROVED SIGNATORY:

  
LAM Ho-ye, Emma  
Assistant Laboratory Manager





專業化驗有限公司

QUALITY PRO TEST-CONSULT LIMITED

Unit 10, 14/F, Wah Wai Centre, 38-40 Au Pui Wan St., Fotan, Hong Kong

Email: info@qualityprotest.com; Website: www.qualityprotest.com

Tel: (852) 3956 8717; Fax: (852) 3956 3928

## REPORT OF EQUIPMENT PERFORMANCE CHECK/ CALIBRATION

Report No. : AH060002  
Date of Issue : 01 June 2018  
Page No. : 2 of 2

### PART D – CALIBRATION RESULTS (Cont'd)

#### (3) Dissolved Oxygen

Expected Reading (mg/L)	Displayed Reading (mg/L)	Tolerance (mg/L)	Results
0.00	0.13	0.13	Satisfactory
2.98	3.06	0.08	Satisfactory
5.04	5.10	0.06	Satisfactory
6.78	6.83	0.05	Satisfactory

Tolerance limit of dissolved oxygen should be less than  $\pm 0.20$  (mg/L)

#### (4) Conductivity at 25°C

Conc. of KCl (M)	Expected Reading ( $\mu\text{S}/\text{cm}$ )	Displayed Reading ( $\mu\text{S}/\text{cm}$ )	Tolerance (%)	Results
0.001	146.9	142.5	-3.0	Satisfactory
0.01	1412	1384	-2.0	Satisfactory
0.1	12890	12116	-6.0	Satisfactory
0.5	58670	57188	-2.5	Satisfactory
1.0	111900	106439	-4.9	Satisfactory

Tolerance limit of conductivity should be less than  $\pm 10.0$  (%)

#### (5) Salinity

Expected Reading (g/L)	Displayed Reading (g/L)	Tolerance (%)	Results
10	9.84	-1.6	Satisfactory
20	19.79	-1.1	Satisfactory
30	29.72	-0.9	Satisfactory

Tolerance limit of salinity should be less than  $\pm 10.0$  (%)

#### (6) Turbidity

Expected Reading (NTU)	Displayed Reading <sup>(f)</sup> (NTU)	Tolerance <sup>(g)</sup> (%)	Results
0	0.1	--	--
10	10.7	7.0	Satisfactory
20	20.5	2.5	Satisfactory
100	98.6	-1.4	Satisfactory
800	788.6	-1.4	Satisfactory

Tolerance limit of turbidity should be less than  $\pm 10.0$  (%)

~ END OF REPORT ~

**Remark(s): -**

<sup>(f)</sup> "Displayed Reading" presents the figures shown on item under calibration/ checking regardless of equipment precision or significant figures.

<sup>(g)</sup> The "Tolerance Limit" mentioned is the acceptance criteria applicable for similar equipment used by Quality Pro Test-Consult Ltd. or quoted from relevant international standards.