



Appendix G. Monitoring Results

Air Quality Monitoring Results

Air Quality Monitoring Result- 1-hour TSP Results

Station: AR1A- Man Tung Road Park

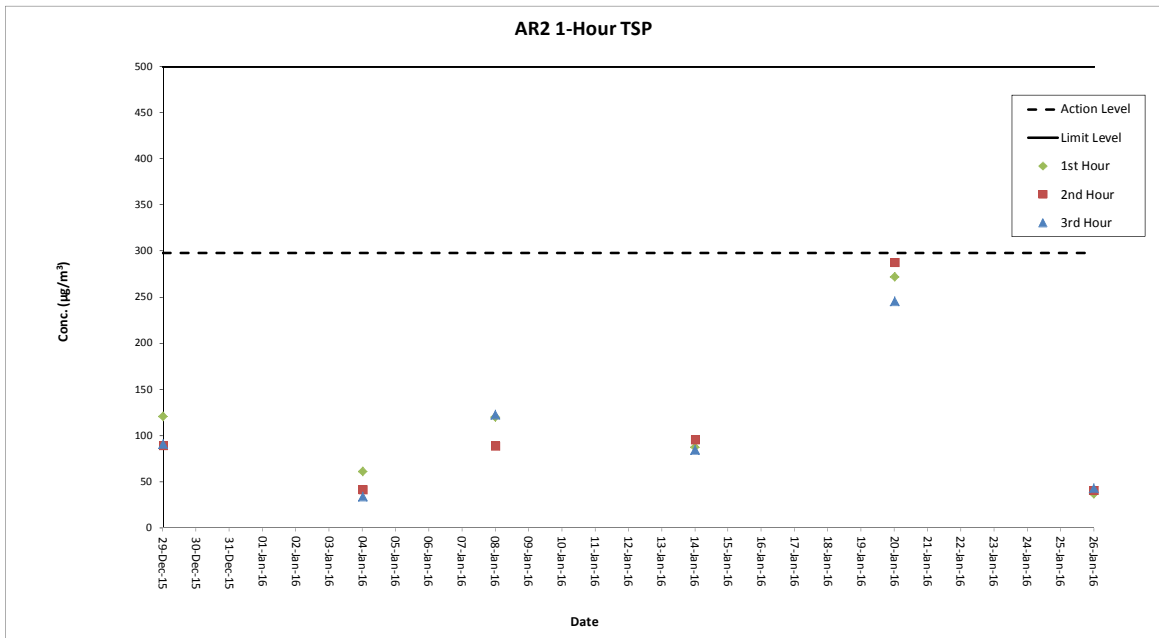
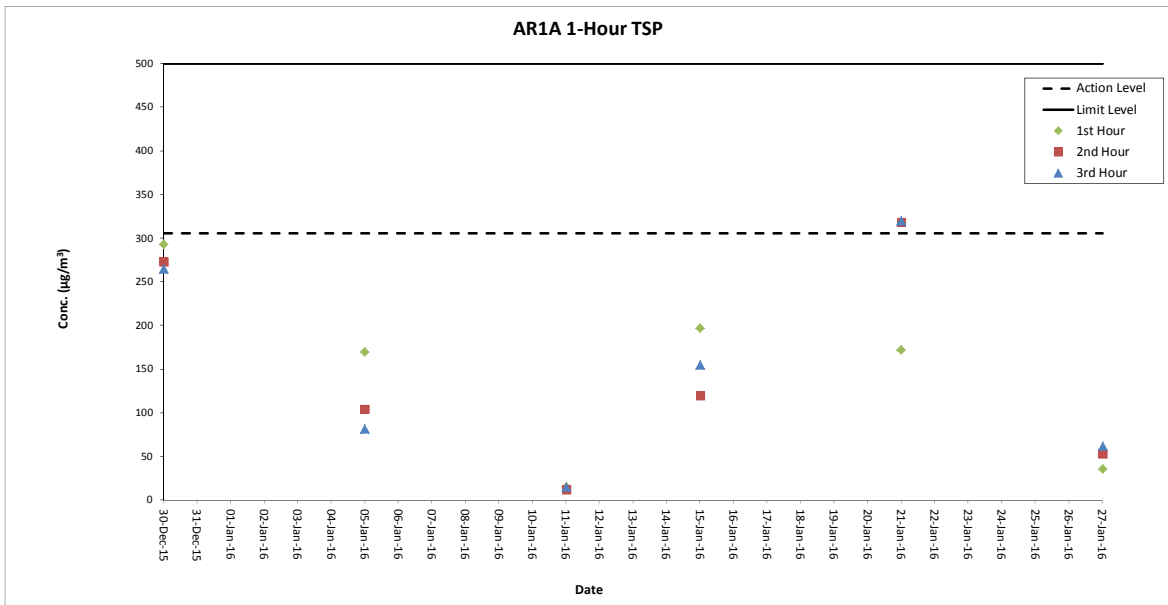
Date	Time	Weather	Wind Speed (m/s)	Wind Direction (deg)	1-hr TSP ($\mu\text{g}/\text{m}^3$)	Action Level ($\mu\text{g}/\text{m}^3$)	Limit Level ($\mu\text{g}/\text{m}^3$)
30-Dec-15	9:00	Cloudy	3.8	44	293	306	500
30-Dec-15	10:00	Cloudy	3.3	359	273	306	500
30-Dec-15	11:00	Cloudy	3.3	56	265	306	500
05-Jan-16	9:00	Cloudy	6.3	127	170	306	500
05-Jan-16	10:00	Cloudy	6.9	126	105	306	500
05-Jan-16	11:00	Cloudy	7.3	102	82	306	500
11-Jan-16	09:12	Cloudy	5.4	61	15	306	500
11-Jan-16	10:12	Cloudy	6.4	52	12	306	500
11-Jan-16	11:12	Cloudy	1.9	25	15	306	500
15-Jan-16	09:50	Rainy	5.6	68	197	306	500
15-Jan-16	10:50	Rainy	5.4	72	120	306	500
15-Jan-16	14:11	Rainy	6.8	56	155	306	500
21-Jan-16	09:00	Cloudy and Foggy	3.2	57	172	306	500
21-Jan-16	10:00	Cloudy and Foggy	1.8	18	319	306	500
21-Jan-16	11:00	Cloudy and Foggy	2.7	2	320	306	500
27-Jan-16	13:14	Cloudy	3.1	56	36	306	500
27-Jan-16	14:14	Cloudy	2.2	18	53	306	500
27-Jan-16	15:14	Cloudy	2.8	61	62	306	500

Remark: Bold value indicated an Action Level exceedance. The investigation result of the exceedances can be referred to S2.5 of the EM&A report. The exceedances were identified as non-project-related from the investigation findings.

Air Quality Monitoring Result- 1-hour TSP Results

Station: AR2- Village House, Tin Sum

Date	Time	Weather	Wind Speed (m/s)	Wind Direction (deg)	1-hr TSP ($\mu\text{g}/\text{m}^3$)	Action Level ($\mu\text{g}/\text{m}^3$)	Limit Level ($\mu\text{g}/\text{m}^3$)
29-Dec-15	9:00	Sunny	5.8	80	121	298	500
29-Dec-15	10:00	Sunny	4.1	32	90	298	500
29-Dec-15	11:00	Sunny	5	68	91	298	500
04-Jan-16	8:55	Cloudy	3.4	70	61	298	500
04-Jan-16	9:55	Cloudy	5	62	42	298	500
04-Jan-16	10:55	Cloudy	4.4	71	34	298	500
08-Jan-16	09:00	Sunny	3.3	137	120	298	500
08-Jan-16	10:00	Sunny	2.6	29	89	298	500
08-Jan-16	11:00	Sunny	4.9	349	123	298	500
14-Jan-16	09:00	Fine	5.4	85	88	298	500
14-Jan-16	10:00	Fine	5.1	81	96	298	500
14-Jan-16	11:00	Fine	8.5	96	85	298	500
20-Jan-16	08:55	Cloudy	10.1	94	272	298	500
20-Jan-16	09:55	Cloudy	9.4	101	288	298	500
20-Jan-16	10:55	Cloudy	8.8	97	246	298	500
26-Jan-16	09:00	Cloudy	4	78	37	298	500
26-Jan-16	10:00	Cloudy	2.7	63	41	298	500
26-Jan-16	11:00	Cloudy	3.2	63	43	298	500



Noise Monitoring Results

Noise Measurement Results

Station: NM1A- Man Tung Road Park

Date	Weather	Time	Measured L ₁₀ dB(A)	Measured L ₉₀ dB(A)	L _{eq(30mins)} dB(A)
30-Dec-15	Cloudy	09:09	73.0	66.0	71
30-Dec-15	Cloudy	09:14	75.0	67.0	
30-Dec-15	Cloudy	09:19	74.0	66.5	
30-Dec-15	Cloudy	09:24	75.0	67.0	
30-Dec-15	Cloudy	09:29	74.5	66.5	
30-Dec-15	Cloudy	09:34	74.0	66.5	
05-Jan-16	Cloudy	09:44	73.5	66.0	71
05-Jan-16	Cloudy	09:49	73.5	66.5	
05-Jan-16	Cloudy	09:54	73.5	66.5	
05-Jan-16	Cloudy	09:59	74.5	67.0	
05-Jan-16	Cloudy	10:04	73.5	66.0	
05-Jan-16	Cloudy	10:09	74.5	66.5	
11-Jan-16	Cloudy	09:27	73.0	65.5	71
11-Jan-16	Cloudy	09:32	74.5	66.5	
11-Jan-16	Cloudy	09:37	75.0	66.5	
11-Jan-16	Cloudy	09:42	73.5	66.0	
11-Jan-16	Cloudy	09:47	74.0	66.0	
11-Jan-16	Cloudy	09:52	73.5	66.0	
21-Jan-16	Cloudy	09:41	73.0	65.5	71
21-Jan-16	Cloudy	09:46	74.0	65.5	
21-Jan-16	Cloudy	09:51	74.0	66.0	
21-Jan-16	Cloudy	09:56	73.0	70.0	
21-Jan-16	Cloudy	10:01	73.5	66.0	
21-Jan-16	Cloudy	10:06	73.0	66.0	
27-Jan-16	Cloudy	15:21	73.5	65.5	71
27-Jan-16	Cloudy	15:26	73.0	65.5	
27-Jan-16	Cloudy	15:31	72.5	65.5	
27-Jan-16	Cloudy	15:36	73.0	66.0	
27-Jan-16	Cloudy	15:41	73.5	65.5	
27-Jan-16	Cloudy	15:46	74.0	66.5	

Remarks:

^ +3dB (A) correction was applied to free-field measurement.

Noise Measurement Results

Station: NM3A- Site Office

Date	Weather	Time	Measured L ₁₀ dB(A)	Measured L ₉₀ dB(A)	L _{eq(30mins)} dB(A)
30-Dec-15	Cloudy	11:45	69.0	59.0	63
30-Dec-15	Cloudy	11:50	68.0	60.5	
30-Dec-15	Cloudy	11:55	72.0	59.5	
30-Dec-15	Cloudy	12:00	68.5	59.5	
30-Dec-15	Cloudy	12:05	66.0	57.5	
30-Dec-15	Cloudy	12:10	71.5	60.0	
05-Jan-16	Cloudy	11:30	69.0	57.5	57
05-Jan-16	Cloudy	11:35	66.5	58.0	
05-Jan-16	Cloudy	11:40	65.5	58.0	
05-Jan-16	Cloudy	11:45	69.0	59.0	
05-Jan-16	Cloudy	11:50	64.0	58.5	
05-Jan-16	Cloudy	11:55	64.5	58.0	
11-Jan-16	Cloudy	14:33	67.5	56.0	57
11-Jan-16	Cloudy	14:38	68.5	57.0	
11-Jan-16	Cloudy	14:43	68.5	57.0	
11-Jan-16	Cloudy	14:48	68.0	57.5	
11-Jan-16	Cloudy	14:53	65.5	57.0	
11-Jan-16	Cloudy	14:58	64.0	57.0	
21-Jan-16	Cloudy	11:31	71.0	64.0	69
21-Jan-16	Cloudy	11:36	71.0	64.0	
21-Jan-16	Cloudy	11:41	71.5	64.5	
21-Jan-16	Cloudy	11:46	71.5	64.5	
21-Jan-16	Cloudy	11:51	71.5	64.5	
21-Jan-16	Cloudy	11:56	71.5	64.5	
27-Jan-16	Cloudy	11:15	67.5	55.5	61
27-Jan-16	Cloudy	11:20	68.5	55.0	
27-Jan-16	Cloudy	11:25	68.0	55.5	
27-Jan-16	Cloudy	11:30	68.5	57.0	
27-Jan-16	Cloudy	11:35	68.0	57.0	
27-Jan-16	Cloudy	11:40	69.5	56.5	

Noise Measurement Results

Station: NM4- Ching Chung Hau Po Won Primary School

Date	Weather	Time	Measured L ₁₀ dB(A)	Measured L ₉₀ dB(A)	L _{eq(30mins)} dB(A)
28-Dec-15	Cloudy	11:05	63.5	59.0	65
28-Dec-15	Cloudy	11:10	63.5	58.5	
28-Dec-15	Cloudy	11:15	63.5	59.0	
28-Dec-15	Cloudy	11:20	62.5	58.5	
28-Dec-15	Cloudy	11:25	64.0	59.0	
28-Dec-15	Cloudy	11:30	64.0	59.0	
05-Jan-16	Cloudy	13:29	64.5	61.0	60
05-Jan-16	Cloudy	13:34	66.5	61.5	
05-Jan-16	Cloudy	13:39	65.5	61.5	
05-Jan-16	Cloudy	13:44	66.5	62.5	
05-Jan-16	Cloudy	13:49	66.5	62.5	
05-Jan-16	Cloudy	13:54	66.0	62.0	
11-Jan-16	Cloudy	13:26	63.0	58.5	64
11-Jan-16	Cloudy	13:31	62.0	58.0	
11-Jan-16	Cloudy	13:36	63.5	57.0	
11-Jan-16	Cloudy	13:41	63.5	57.5	
11-Jan-16	Cloudy	13:46	63.0	58.0	
11-Jan-16	Cloudy	13:51	62.5	58.0	
22-Jan-16	Cloudy	15:32	65.5	61.0	66
22-Jan-16	Cloudy	15:37	65.5	61.0	
22-Jan-16	Cloudy	15:42	66.5	61.0	
22-Jan-16	Cloudy	15:47	66.0	60.5	
22-Jan-16	Cloudy	15:52	64.5	60.5	
22-Jan-16	Cloudy	15:57	65.0	59.5	
27-Jan-16	Cloudy	09:32	65.0	60.0	64
27-Jan-16	Cloudy	09:37	67.5	60.0	
27-Jan-16	Cloudy	09:42	65.0	59.5	
27-Jan-16	Cloudy	09:47	64.0	59.0	
27-Jan-16	Cloudy	09:52	64.5	59.0	
27-Jan-16	Cloudy	09:57	67.0	59.0	

Remarks:

* +3dB (A) correction was applied to free-field measurement.

The examination period for NM4 will be from 14 to 18 March 2016.

Noise Measurement Results

Station: NM5- Village House, Tin Sum

Date	Weather	Time	Measured L ₁₀ dB(A)	Measured L ₉₀ dB(A)	L _{eq(30mins)} dB(A)
29-Dec-15	Sunny	09:05	59.0	53.0	59
29-Dec-15	Sunny	09:10	61.0	53.0	
29-Dec-15	Sunny	09:15	64.0	53.0	
29-Dec-15	Sunny	09:20	62.0	54.0	
29-Dec-15	Sunny	09:25	63.5	54.0	
29-Dec-15	Sunny	09:30	62.0	55.0	
04-Jan-16	Sunny	09:10	62.5	51.5	59
04-Jan-16	Sunny	09:15	64.0	51.5	
04-Jan-16	Sunny	09:20	60.5	53.5	
04-Jan-16	Sunny	09:25	61.5	53.5	
04-Jan-16	Sunny	09:30	58.5	52.5	
04-Jan-16	Sunny	09:35	60.5	52.5	
14-Jan-16	Fine	09:50	59.5	52.5	53
14-Jan-16	Fine	09:55	63.0	52.5	
14-Jan-16	Fine	10:00	59.5	52.5	
14-Jan-16	Fine	10:05	56.0	52.5	
14-Jan-16	Fine	10:10	58.5	52.0	
14-Jan-16	Fine	10:15	58.0	51.5	
20-Jan-16	Cloudy	09:17	62.5	53.5	57
20-Jan-16	Cloudy	09:22	63.5	53.0	
20-Jan-16	Cloudy	09:27	61.5	51.5	
20-Jan-16	Cloudy	09:32	60.5	52.5	
20-Jan-16	Cloudy	09:37	62.0	52.0	
20-Jan-16	Cloudy	09:42	61.5	52.5	
26-Jan-16	Cloudy	09:15	60.0	51.5	53
26-Jan-16	Cloudy	09:20	58.0	51.5	
26-Jan-16	Cloudy	09:25	62.0	52.0	
26-Jan-16	Cloudy	09:30	60.0	50.5	
26-Jan-16	Cloudy	09:35	59.5	48.5	
26-Jan-16	Cloudy	09:40	57.5	49.0	

Remarks:

* +3dB (A) correction was applied to free-field measurement.

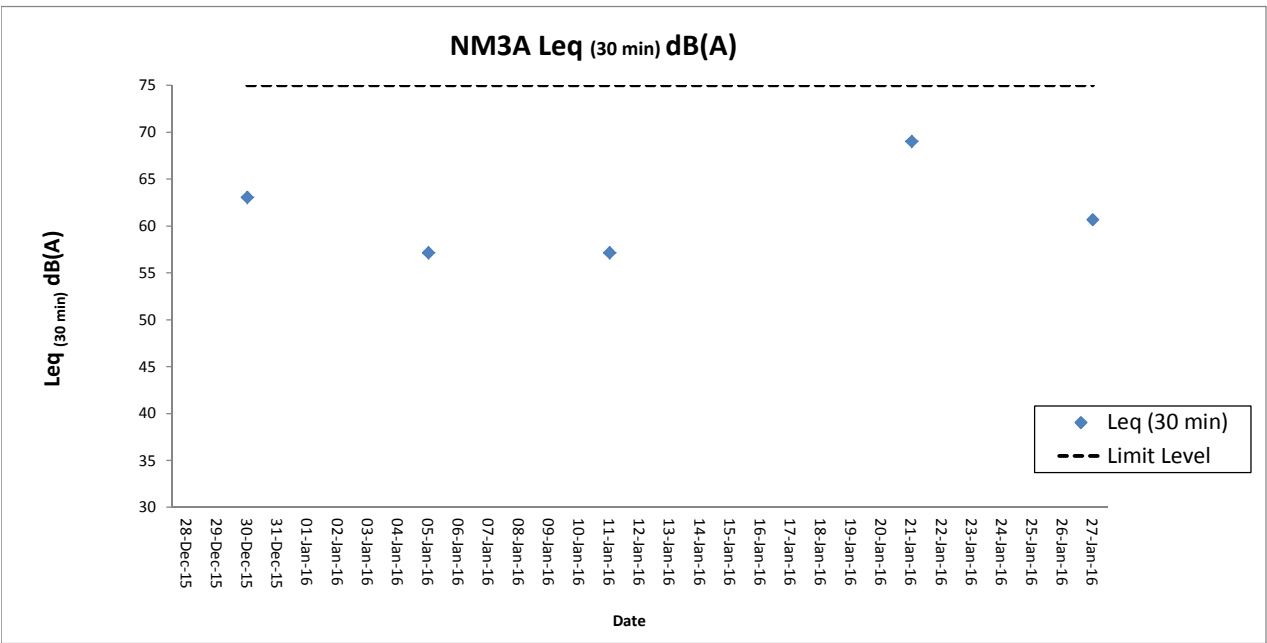
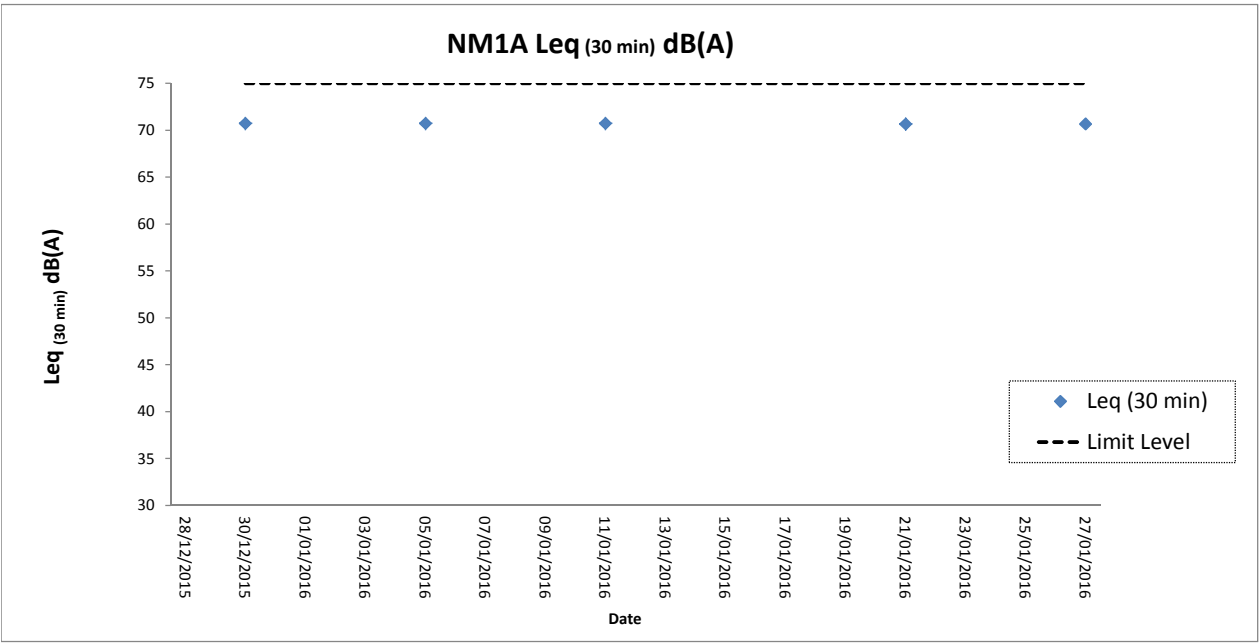
Noise Measurement Results

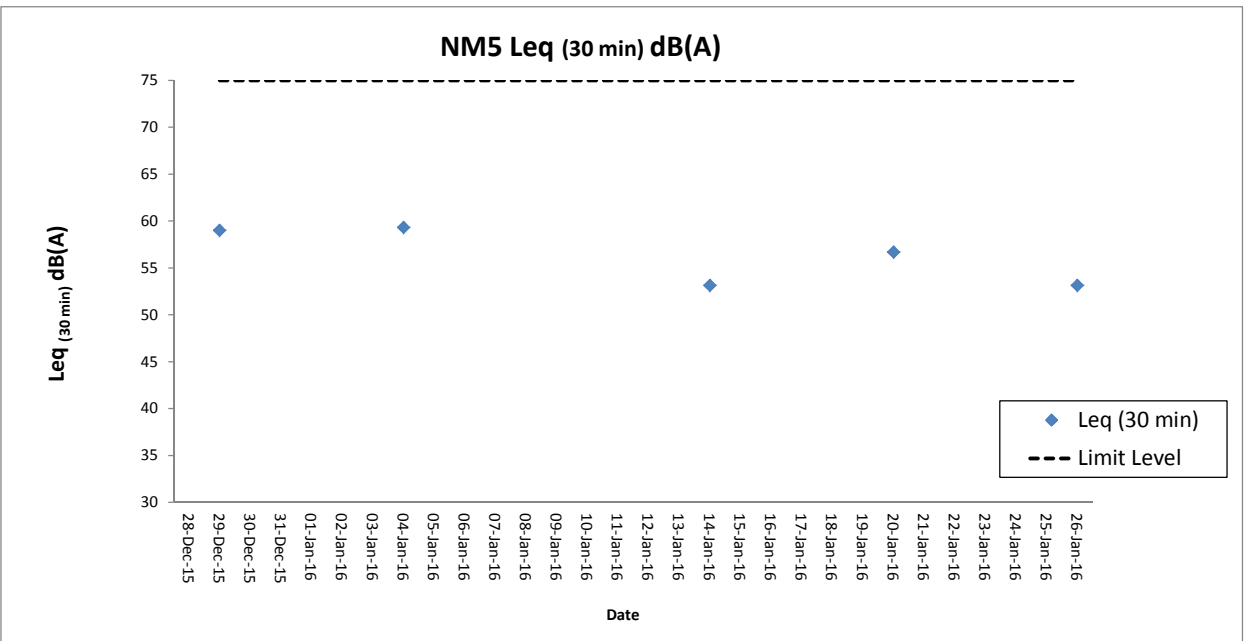
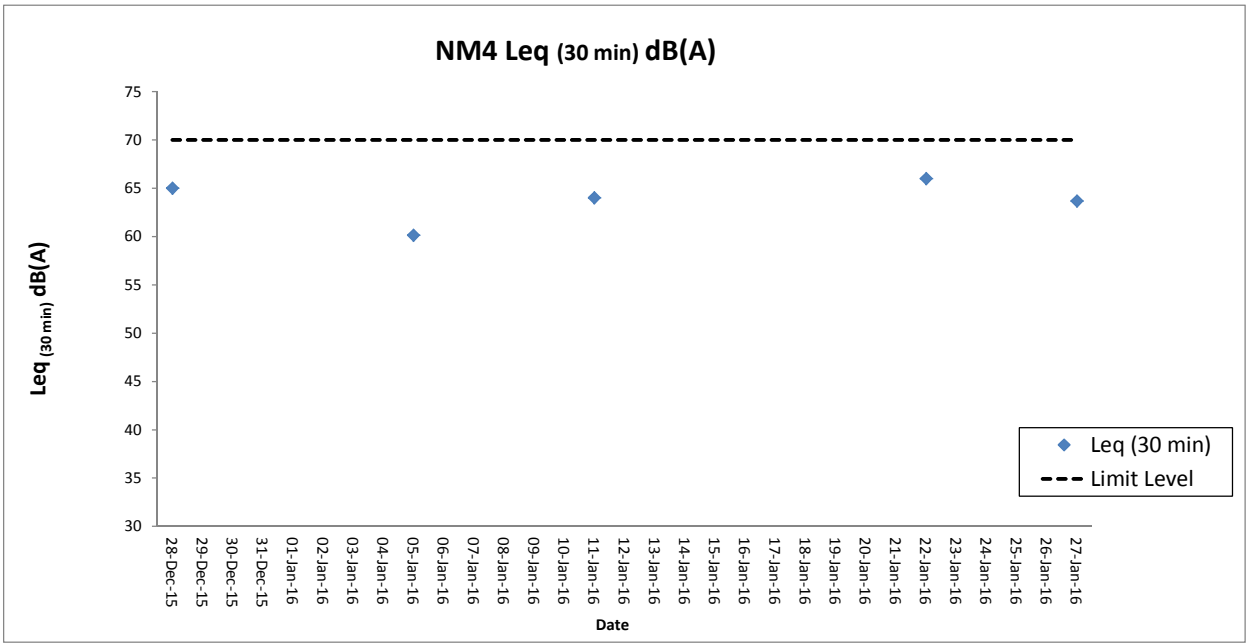
Station: NM6- House No.1 Sha Lo Wan

Date	Weather	Time	Measured L ₁₀ dB(A)	Measured L ₉₀ dB(A)	L _{eq(30mins)} dB(A)
28-Dec-15	Cloudy	09:50	67.5	58.5	62
28-Dec-15	Cloudy	09:55	72.0	60.0	
28-Dec-15	Cloudy	10:00	69.5	61.0	
28-Dec-15	Cloudy	10:05	70.5	59.5	
28-Dec-15	Cloudy	10:10	66.5	59.0	
28-Dec-15	Cloudy	10:15	65.0	58.0	
04-Jan-16	Cloudy	13:10	68.5	56.0	68
04-Jan-16	Cloudy	13:15	63.5	56.0	
04-Jan-16	Cloudy	13:20	66.0	55.0	
04-Jan-16	Cloudy	13:25	64.0	54.0	
04-Jan-16	Cloudy	13:30	67.0	58.0	
04-Jan-16	Cloudy	13:35	70.5	57.5	
14-Jan-16	Cloudy	13:00	65.0	57.5	62
14-Jan-16	Cloudy	13:05	67.0	58.0	
14-Jan-16	Cloudy	13:10	65.5	59.5	
14-Jan-16	Cloudy	13:15	65.0	59.0	
14-Jan-16	Cloudy	13:20	72.0	63.5	
14-Jan-16	Cloudy	13:25	74.0	63.5	
20-Jan-16	Cloudy	13:00	70.5	58.0	66
20-Jan-16	Cloudy	13:05	72.0	56.5	
20-Jan-16	Cloudy	13:10	69.5	56.5	
20-Jan-16	Cloudy	13:15	68.0	58.5	
20-Jan-16	Cloudy	13:20	67.5	57.5	
20-Jan-16	Cloudy	13:25	73.0	58.0	
26-Jan-16	Cloudy	11:05	64.0	57.0	62
26-Jan-16	Cloudy	11:10	64.0	56.0	
26-Jan-16	Cloudy	11:15	62.5	54.5	
26-Jan-16	Cloudy	11:20	62.5	55.0	
26-Jan-16	Cloudy	11:25	63.0	57.0	
26-Jan-16	Cloudy	11:30	78.0	60.0	

Remarks:

^ +3dB (A) correction was applied to free-field measurement.





NM6 Leq (30 min) dB(A)

