

Appendix D. Monitoring Results

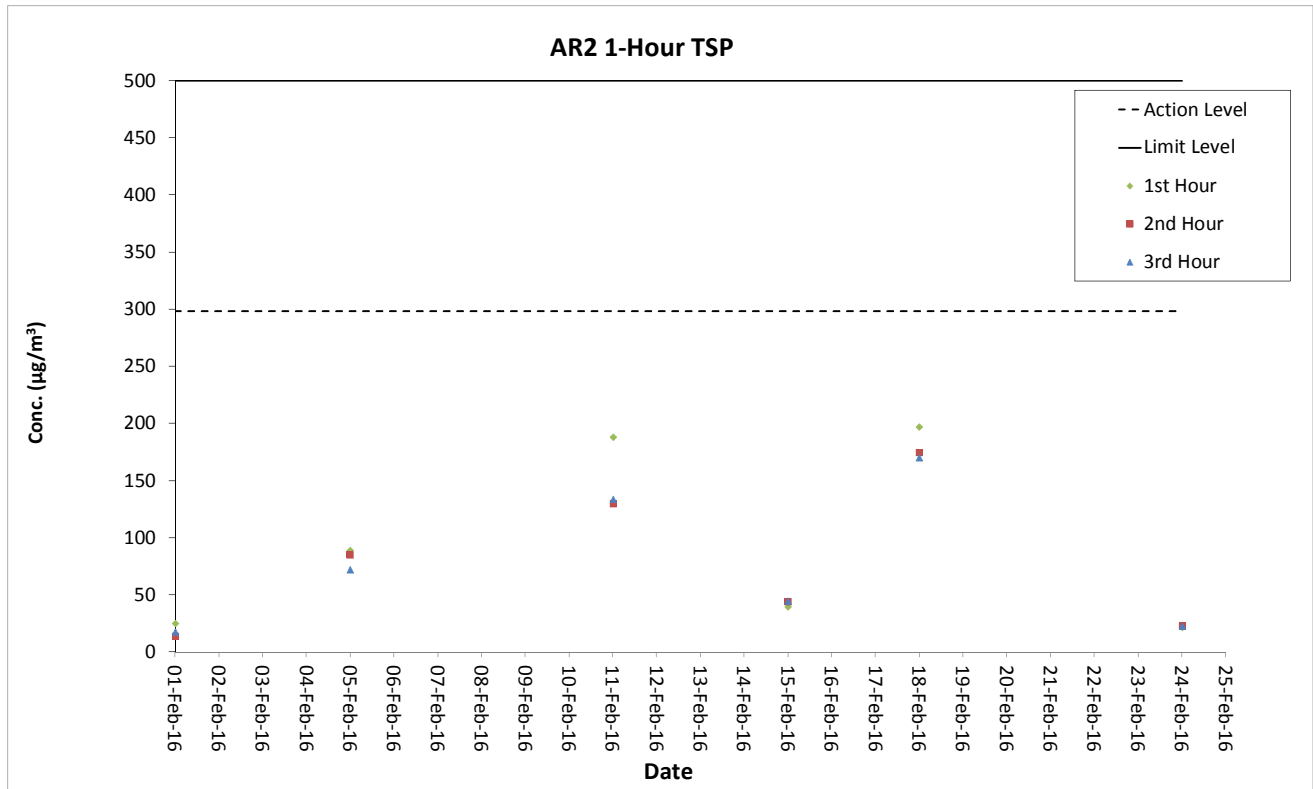
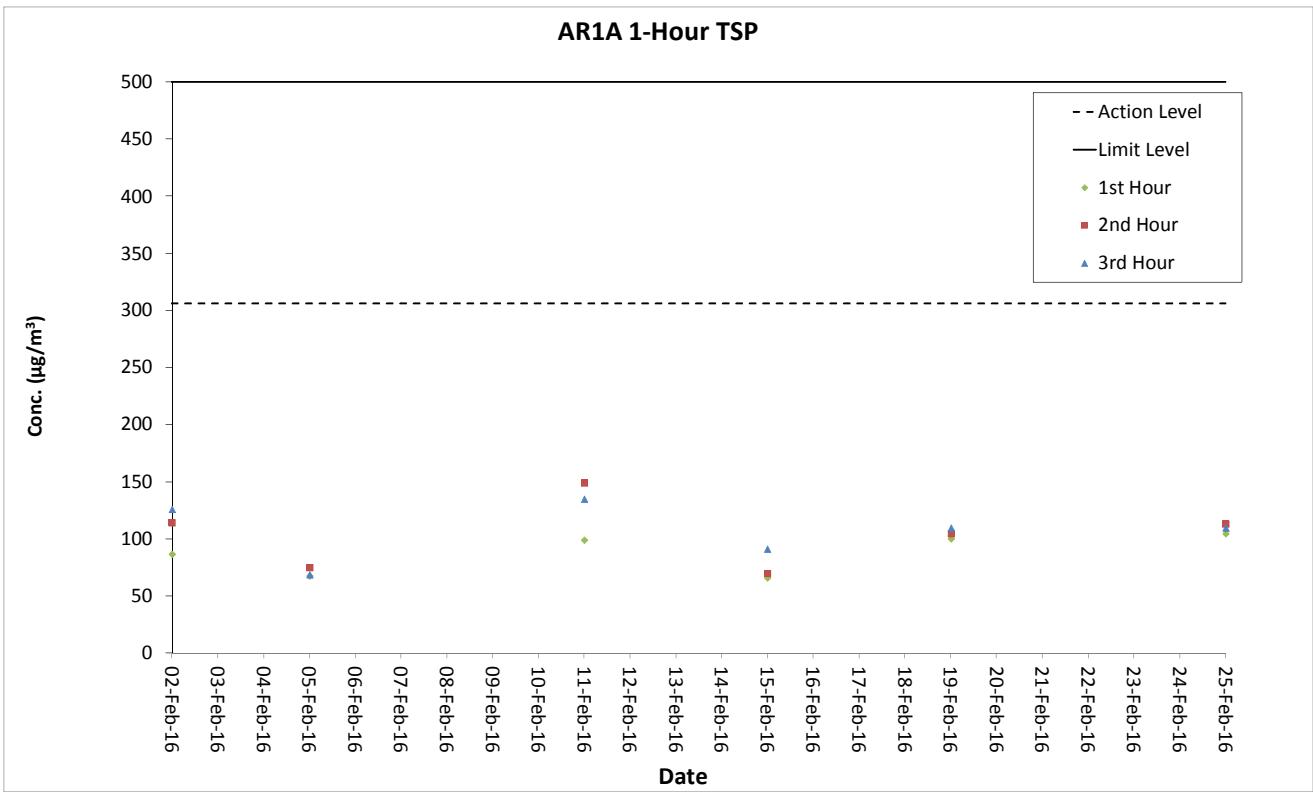
Air Quality Monitoring Results

1-hour TSP Results**Station: AR1A- Man Tung Road Park**

Date	Time	Weather	Wind Speed (m/s)	Wind Direction (deg)	1-hr TSP ($\mu\text{g}/\text{m}^3$)	Action Level ($\mu\text{g}/\text{m}^3$)	Limit Level ($\mu\text{g}/\text{m}^3$)
02-Feb-16	09:05	Cloudy	4.4	12	87	306	500
02-Feb-16	10:05	Cloudy	5.2	6	114	306	500
02-Feb-16	11:05	Cloudy	5	8	126	306	500
05-Feb-16	13:05	Cloudy	6.8	317	68	306	500
05-Feb-16	14:05	Cloudy	9.3	323	75	306	500
05-Feb-16	15:05	Cloudy	9.7	324	69	306	500
11-Feb-16	13:16	Cloudy	2.4	279	99	306	500
11-Feb-16	14:16	Cloudy	2.7	276	149	306	500
11-Feb-16	15:16	Cloudy	2.7	274	135	306	500
15-Feb-16	13:00	Cloudy	6.4	4	66	306	500
15-Feb-16	14:00	Cloudy	4.5	358	70	306	500
15-Feb-16	15:00	Cloudy	8.4	357	91	306	500
19-Feb-16	09:00	Cloudy	2.5	75	100	306	500
19-Feb-16	10:00	Cloudy	2.8	30	105	306	500
19-Feb-16	11:00	Cloudy	3.3	5	110	306	500
25-Feb-16	09:18	Fine	3.1	58	105	306	500
25-Feb-16	10:18	Fine	3	65	113	306	500
25-Feb-16	11:18	Fine	3.4	350	110	306	500

1-hour TSP Results**Station: AR2- Village House, Tin Sum**

Date	Time	Weather	Wind Speed (m/s)	Wind Direction (deg)	1-hr TSP ($\mu\text{g}/\text{m}^3$)	Action Level ($\mu\text{g}/\text{m}^3$)	Limit Level ($\mu\text{g}/\text{m}^3$)
01-Feb-16	08:55	Rainy	2.8	58	25	298	500
01-Feb-16	09:55	Rainy	5.2	83	14	298	500
01-Feb-16	10:55	Rainy	2.2	128	18	298	500
05-Feb-16	8:45	Fine	5.8	347	89	298	500
05-Feb-16	9:45	Fine	5.1	355	85	298	500
05-Feb-16	10:45	Fine	4.1	341	72	298	500
11-Feb-16	08:45	Cloudy	6.9	89	188	298	500
11-Feb-16	09:45	Cloudy	7	74	130	298	500
11-Feb-16	10:45	Cloudy	5.3	72	134	298	500
15-Feb-16	08:55	Cloudy	2.5	18	40	298	500
15-Feb-16	09:55	Cloudy	4.4	30	44	298	500
15-Feb-16	10:55	Cloudy	6.3	359	45	298	500
18-Feb-16	08:50	Cloudy	3.5	64	197	298	500
18-Feb-16	09:50	Cloudy	2.3	64	175	298	500
18-Feb-16	10:50	Cloudy	2.8	4	170	298	500
24-Feb-16	09:05	Fine	2.6	12	22	298	500
24-Feb-16	10:05	Fine	3.9	28	23	298	500
24-Feb-16	11:05	Fine	5.6	42	23	298	500



Noise Monitoring Results

Noise Measurement Results

Station: NM1A- Man Tung Road Park

Date	Weather	Time	Measured L ₁₀ dB(A)	Measured L ₉₀ dB(A)	L _{eq(30mins)} dB(A)
02-Feb-16	Cloudy	09:21	62.7	60.0	72
02-Feb-16	Cloudy	09:26	67.5	60.0	
02-Feb-16	Cloudy	09:31	62.8	59.5	
02-Feb-16	Cloudy	09:36	64.0	59.0	
02-Feb-16	Cloudy	09:41	64.5	59.0	
02-Feb-16	Cloudy	09:46	67.0	59.0	
11-Feb-16	Cloudy	13:25	72.5	53.5	70
11-Feb-16	Cloudy	13:30	70.0	52.5	
11-Feb-16	Cloudy	13:35	69.0	52.0	
11-Feb-16	Cloudy	13:40	68.5	53.0	
11-Feb-16	Cloudy	13:45	72.5	52.5	
11-Feb-16	Cloudy	13:50	72.0	53.5	
19-Feb-16	Cloudy	09:55	71.0	56.0	71
19-Feb-16	Cloudy	10:00	72.5	57.5	
19-Feb-16	Cloudy	10:05	72.0	55.0	
19-Feb-16	Cloudy	10:10	70.5	56.0	
19-Feb-16	Cloudy	10:15	71.5	54.5	
19-Feb-16	Cloudy	10:20	69.5	54.5	
25-Feb-16	Fine	09:55	70.5	55.0	72
25-Feb-16	Fine	10:00	73.0	54.5	
25-Feb-16	Fine	10:05	71.5	54.5	
25-Feb-16	Fine	10:10	76.0	55.5	
25-Feb-16	Fine	10:15	72.0	55.0	
25-Feb-16	Fine	10:20	72.0	55.5	

Remarks:

^ +3dB (A) correction was applied to free-field measurement

Noise Measurement Results

Station: NM3A- Site Office

Date	Weather	Time	Measured L ₁₀ dB(A)	Measured L ₉₀ dB(A)	L _{eq(30mins)} dB(A)
02-Feb-16	Cloudy	11:39	59.0	55.5	57
02-Feb-16	Cloudy	11:44	66.5	55.0	
02-Feb-16	Cloudy	11:49	67.0	56.0	
02-Feb-16	Cloudy	11:54	69.5	56.0	
02-Feb-16	Cloudy	11:59	69.0	56.0	
02-Feb-16	Cloudy	12:04	69.5	55.5	
12-Feb-16	Sunny	13:52	65.5	56.0	59
12-Feb-16	Sunny	13:57	62.5	57.0	
12-Feb-16	Sunny	14:02	64.5	58.5	
12-Feb-16	Sunny	14:07	55.5	53.0	
12-Feb-16	Sunny	14:12	57.0	53.5	
12-Feb-16	Sunny	14:17	57.0	53.0	
19-Feb-16	Cloudy	11:00	72.0	51.0	61
19-Feb-16	Cloudy	11:05	68.0	50.0	
19-Feb-16	Cloudy	11:10	67.5	49.0	
19-Feb-16	Cloudy	11:15	66.0	50.5	
19-Feb-16	Cloudy	11:20	67.0	51.0	
19-Feb-16	Cloudy	11:25	71.5	49.0	
25-Feb-16	Fine	13:33	77.6	56.5	63
25-Feb-16	Fine	13:38	77.5	56.0	
25-Feb-16	Fine	13:43	77.8	53.8	
25-Feb-16	Fine	13:48	79.4	54.8	
25-Feb-16	Fine	13:53	80.1	55.9	
25-Feb-16	Fine	13:58	76.7	56.3	

Noise Measurement Results

Station: NM4- Ching Chung Hau Po Won Primary School

Date	Weather	Time	Measured L ₁₀ dB(A)	Measured L ₉₀ dB(A)	L _{eq(30mins)} dB(A)
02-Feb-16	Cloudy	13:54	64.5	59.0	65
02-Feb-16	Cloudy	13:59	64.0	59.5	
02-Feb-16	Cloudy	14:04	63.0	58.5	
02-Feb-16	Cloudy	14:09	64.0	58.5	
02-Feb-16	Cloudy	14:14	64.5	58.5	
02-Feb-16	Cloudy	14:19	65.5	60.0	
12-Feb-16	Sunny	15:26	63.5	57.5	62
12-Feb-16	Sunny	15:31	59.5	56.5	
12-Feb-16	Sunny	15:36	60.0	56.5	
12-Feb-16	Sunny	15:41	62.0	56.0	
12-Feb-16	Sunny	15:46	62.5	56.5	
12-Feb-16	Sunny	15:51	61.0	56.0	
19-Feb-16	Cloudy	13:22	65.0	60.5	66
19-Feb-16	Cloudy	13:27	64.0	59.0	
19-Feb-16	Cloudy	13:32	64.5	59.5	
19-Feb-16	Cloudy	13:37	64.5	59.5	
19-Feb-16	Cloudy	13:42	64.0	59.0	
19-Feb-16	Cloudy	13:47	64.0	59.0	
25-Feb-16	Fine	14:45	75.5	56.8	65
25-Feb-16	Fine	14:50	69.6	57.7	
25-Feb-16	Fine	14:55	76.5	56.9	
25-Feb-16	Fine	15:00	76.3	57.0	
25-Feb-16	Fine	15:05	69.0	57.3	
25-Feb-16	Fine	15:10	72.7	56.5	

Remarks:

^ +3dB (A) correction was applied to free-field measurement.

The examination period for NM4 will be from 14 to 18 March 2016.

Noise Measurement Results

Station: NM5- Village House, Tin Sum

Date	Weather	Time	Measured L ₁₀ dB(A)	Measured L ₉₀ dB(A)	L _{eq(30mins)} dB(A)
05-Feb-16	Cloudy	09:15	67.0	54.0	64
05-Feb-16	Cloudy	09:20	65.5	56.0	
05-Feb-16	Cloudy	09:25	63.5	55.0	
05-Feb-16	Cloudy	09:30	65.0	57.0	
05-Feb-16	Cloudy	09:35	64.0	55.0	
05-Feb-16	Cloudy	09:40	62.0	54.0	
11-Feb-16	Cloudy	08:50	51.5	46.5	53
11-Feb-16	Cloudy	08:55	58.5	49.5	
11-Feb-16	Cloudy	09:00	58.5	48.5	
11-Feb-16	Cloudy	09:05	62.0	49.5	
11-Feb-16	Cloudy	09:10	62.0	50.0	
11-Feb-16	Cloudy	09:15	60.5	50.0	
18-Feb-16	Cloudy	09:30	62.5	50.0	59
18-Feb-16	Cloudy	09:35	60.0	49.5	
18-Feb-16	Cloudy	09:40	60.0	51.0	
18-Feb-16	Cloudy	09:45	59.0	48.0	
18-Feb-16	Cloudy	09:50	55.5	47.5	
18-Feb-16	Cloudy	09:55	61.5	49.5	
24-Feb-16	Fine	09:10	65.0	55.0	61
24-Feb-16	Fine	09:15	64.5	56.0	
24-Feb-16	Fine	09:20	65.0	54.0	
24-Feb-16	Fine	09:25	64.0	53.5	
24-Feb-16	Fine	09:30	62.0	52.2	
24-Feb-16	Fine	09:35	62.0	52.0	

Remarks:

^ +3dB (A) correction was applied to free-field measurement.

Noise Measurement Results

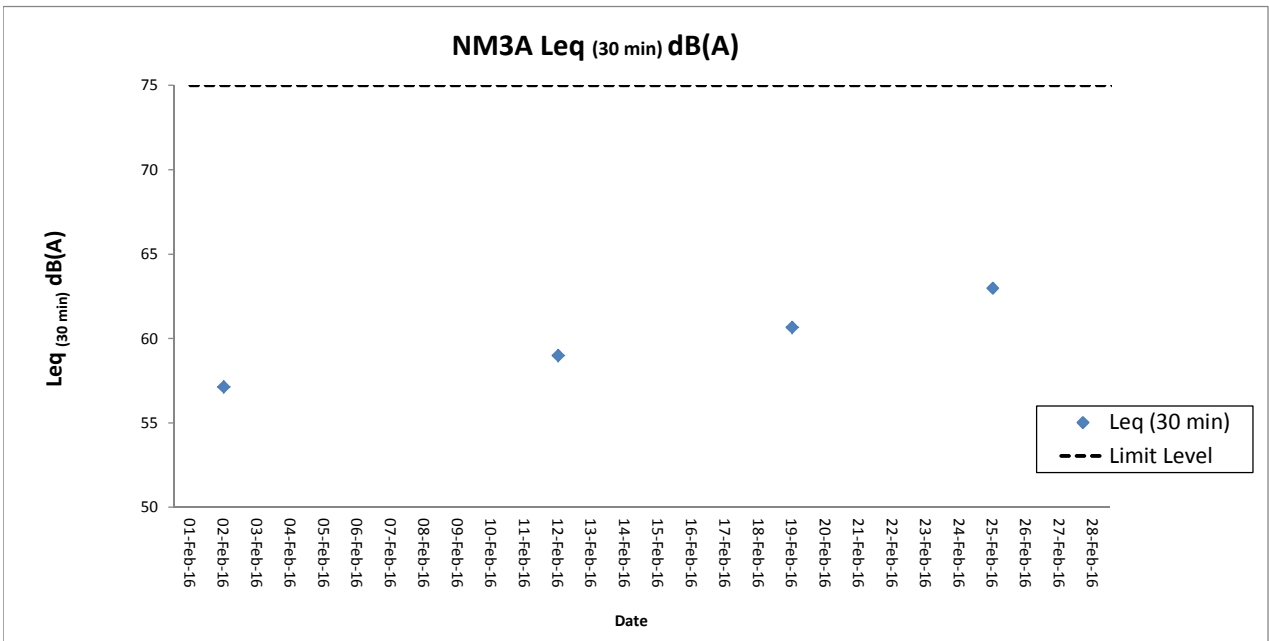
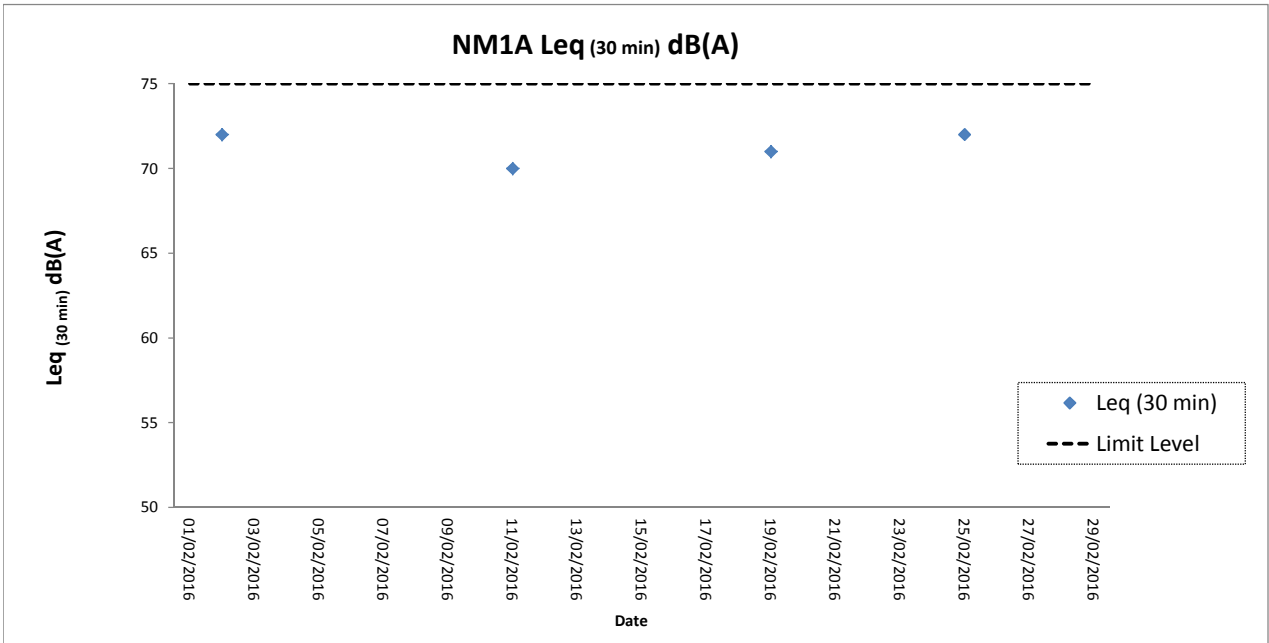
Station: NM6- House No.1 Sha Lo Wan

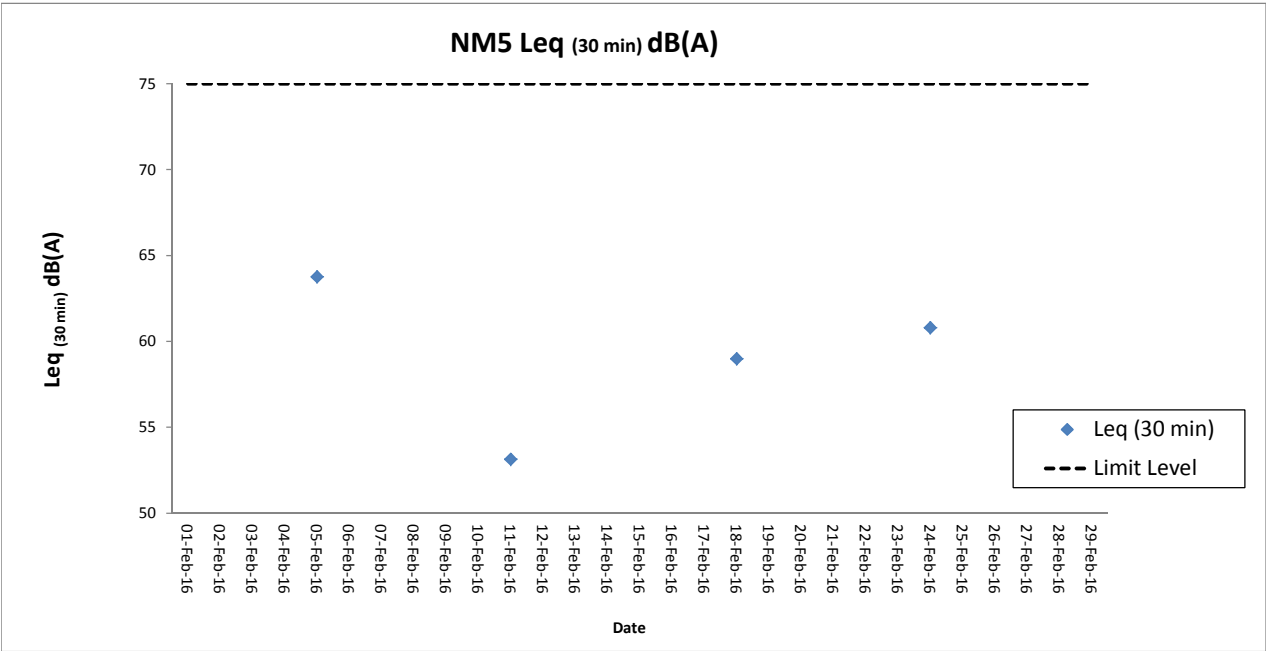
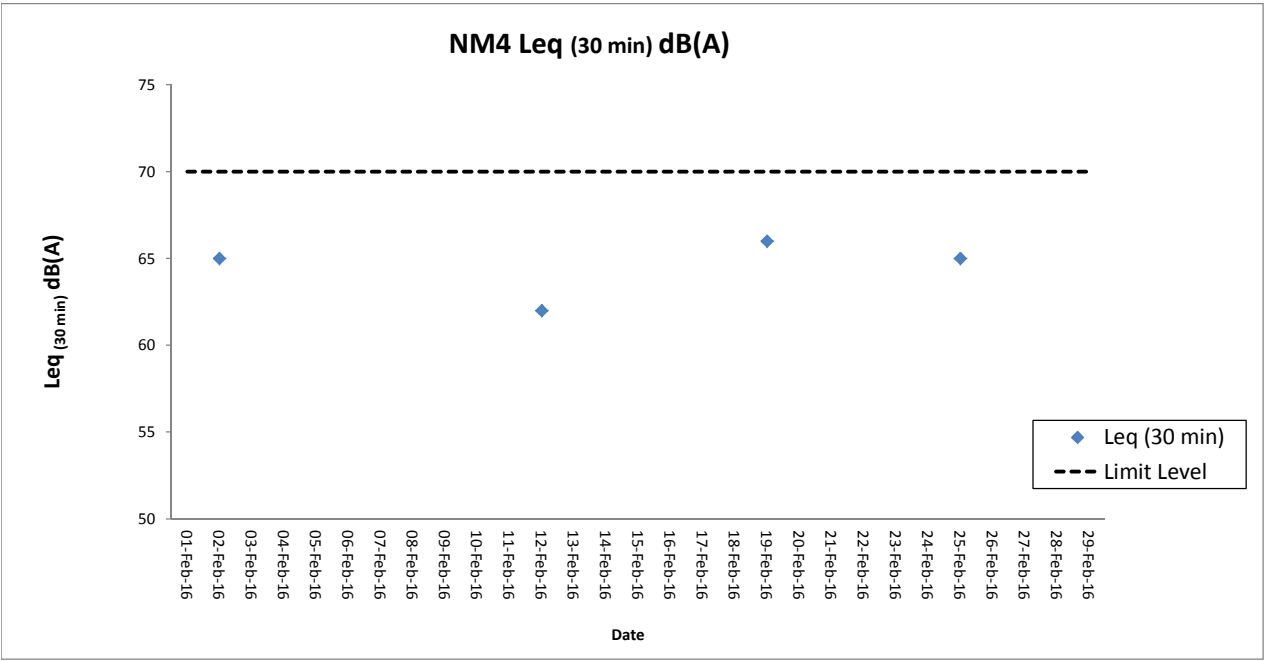
Date	Weather	Time	Measured L ₁₀ dB(A)	Measured L ₉₀ dB(A)	L _{eq(30mins)} dB(A)
03-Feb-16	Fine	09:41	70.5	60.5	70
03-Feb-16	Fine	09:46	70.5	60.0	
03-Feb-16	Fine	09:51	73.0	61.5	
03-Feb-16	Fine	09:56	70.5	60.5	
03-Feb-16	Fine	10:01	71.5	61.5	
03-Feb-16	Fine	10:06	74.5	64.0	
11-Feb-16	Cloudy	10:20	67.5	57.5	68
11-Feb-16	Cloudy	10:25	72.5	58.5	
11-Feb-16	Cloudy	10:30	72.5	58.0	
11-Feb-16	Cloudy	10:35	70.5	59.0	
11-Feb-16	Cloudy	10:40	71.0	58.5	
11-Feb-16	Cloudy	10:45	72.5	59.0	
18-Feb-16	Cloudy	10:35	76.0	64.0	74 [^]
18-Feb-16	Cloudy	10:40	74.5	63.5	
18-Feb-16	Cloudy	10:45	79.0	66.0	
18-Feb-16	Cloudy	10:50	75.5	62.5	
18-Feb-16	Cloudy	10:55	76.0	62.5	
18-Feb-16	Cloudy	11:00	77.5	63.5	
24-Feb-16	Fine	10:40	74.5	61.0	73
24-Feb-16	Fine	10:45	74.5	60.0	
24-Feb-16	Fine	10:50	74.0	59.5	
24-Feb-16	Fine	10:55	75.5	59.5	
24-Feb-16	Fine	11:00	76.5	59.0	
24-Feb-16	Fine	11:05	69.5	59.5	

Remarks:

+3dB (A) correction was applied to free-field measurement.

[^] Helicopter noise was the dominant noise source during the monitoring period at NM6 on 18 February 2016, the helicopter was landing to airport during monitoring.





NM6 Leq (30 min) dB(A)

