



Appendix C. Monitoring Results

Air Quality Monitoring Results

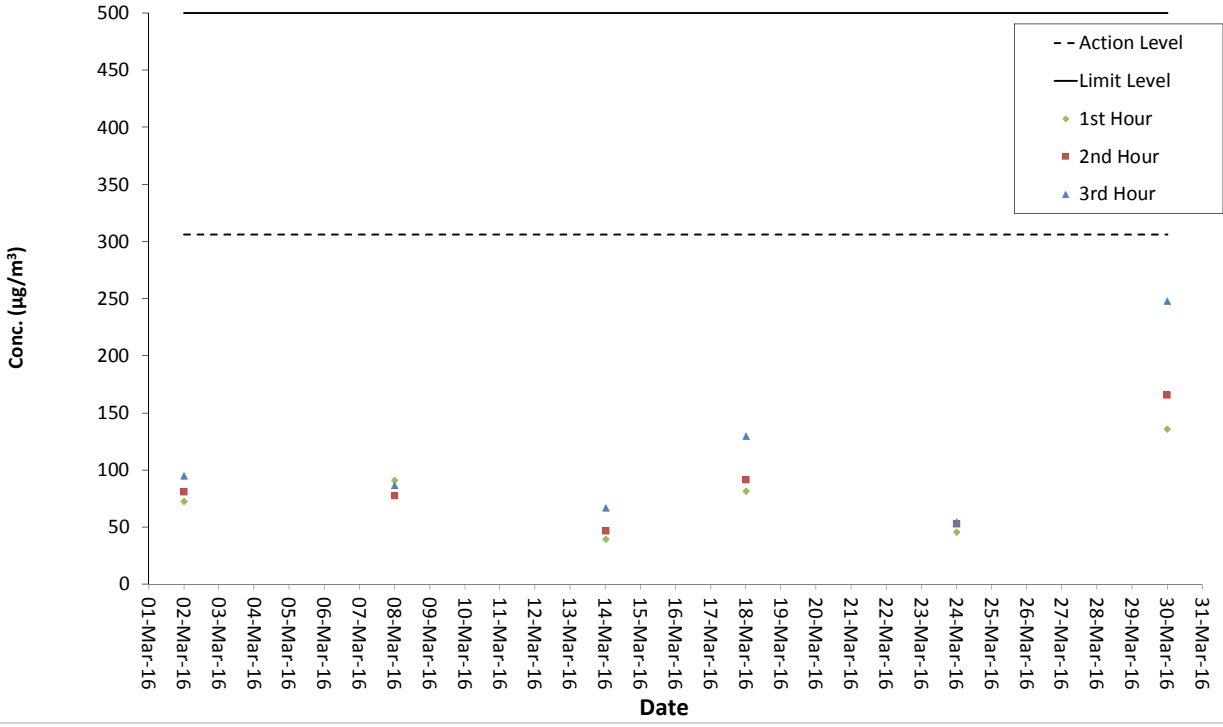
1-hour TSP Results**Station: AR1A- Man Tung Road Park**

Date	Time	Weather	Wind Speed (m/s)	Wind Direction (deg)	1-hr TSP ($\mu\text{g}/\text{m}^3$)	Action Level ($\mu\text{g}/\text{m}^3$)	Limit Level ($\mu\text{g}/\text{m}^3$)
02-Mar-16	13:00	Sunny	3.5	138	73	306	500
02-Mar-16	14:00	Sunny	4.9	271	81	306	500
02-Mar-16	15:00	Sunny	4.1	280	95	306	500
08-Mar-16	09:05	Fine	6.1	90	91	306	500
08-Mar-16	10:05	Fine	6.2	97	78	306	500
08-Mar-16	11:05	Fine	6.4	107	87	306	500
14-Mar-16	09:04	Fine	3.7	15	40	306	500
14-Mar-16	10:04	Fine	7.4	41	47	306	500
14-Mar-16	11:04	Fine	4.3	37	67	306	500
18-Mar-16	15:00	Cloudy	1.9	19	82	306	500
18-Mar-16	16:00	Cloudy	3.4	55	92	306	500
18-Mar-16	17:00	Cloudy	3.4	65	130	306	500
24-Mar-16	14:54	Cloudy	4.7	68	46	306	500
24-Mar-16	15:54	Cloudy	4.6	87	53	306	500
24-Mar-16	16:54	Cloudy	5.1	106	55	306	500
30-Mar-16	9:05	Cloudy	1.4	283	136	306	500
30-Mar-16	10:05	Cloudy	2.8	292	166	306	500
30-Mar-16	11:05	Cloudy	2.4	275	248	306	500

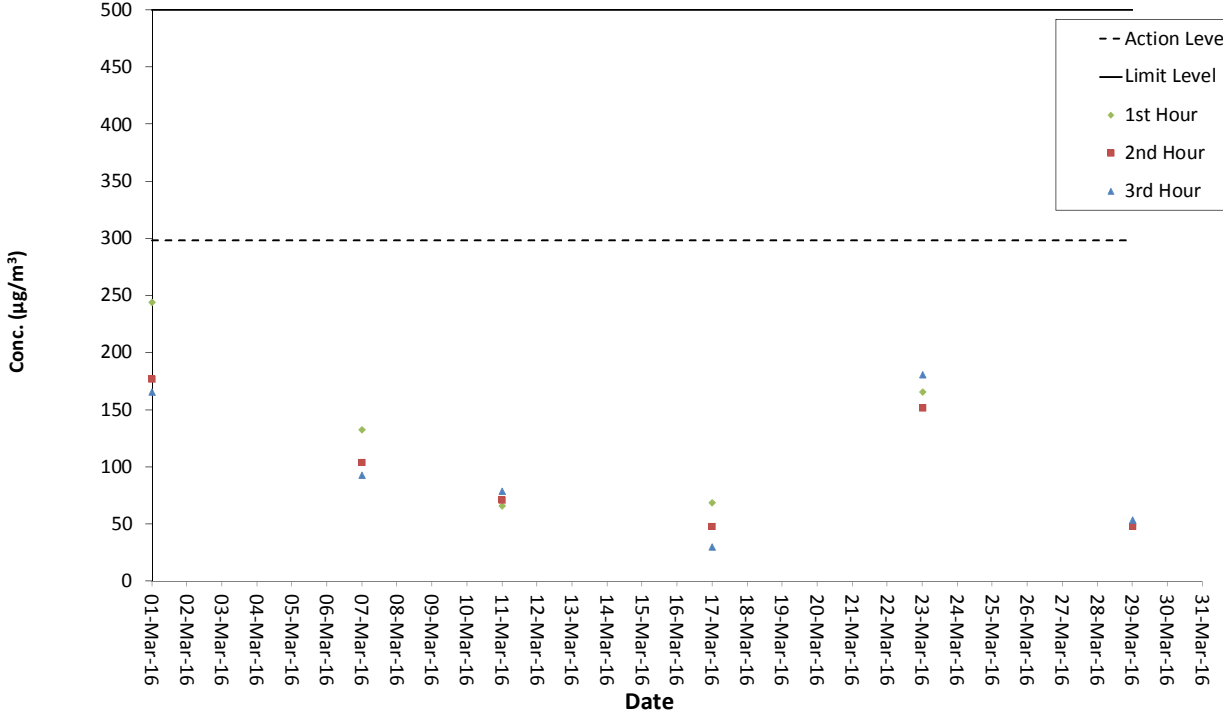
1-hour TSP Results**Station: AR2- Village House, Tin Sum**

Date	Time	Weather	Wind Speed (m/s)	Wind Direction (deg)	1-hr TSP ($\mu\text{g}/\text{m}^3$)	Action Level ($\mu\text{g}/\text{m}^3$)	Limit Level ($\mu\text{g}/\text{m}^3$)
01-Mar-16	08:58	Fine	6.3	106	244	298	500
01-Mar-16	09:58	Fine	5.8	110	177	298	500
01-Mar-16	10:58	Fine	6.8	91	166	298	500
07-Mar-16	09:00	Cloudy	1.7	49	133	298	500
07-Mar-16	10:00	Cloudy	1.6	36	104	298	500
07-Mar-16	11:00	Cloudy	1.9	20	93	298	500
11-Mar-16	08:55	Cloudy	3.7	1	66	298	500
11-Mar-16	09:55	Cloudy	3.9	356	71	298	500
11-Mar-16	10:55	Cloudy	1.9	35	79	298	500
17-Mar-16	09:00	Cloudy	8.0	86	69	298	500
17-Mar-16	10:00	Cloudy	7.8	89	48	298	500
17-Mar-16	11:00	Cloudy	6.8	78	30	298	500
23-Mar-16	8:45	Cloudy	7.1	79	166	298	500
23-Mar-16	9:45	Cloudy	6.1	98	152	298	500
23-Mar-16	10:45	Cloudy	5.9	59	181	298	500
29-Mar-16	9:00	Cloudy	3.7	56	49	298	500
29-Mar-16	10:00	Cloudy	2.1	24	48	298	500
29-Mar-16	11:00	Cloudy	2.9	360	54	298	500

AR1A 1-Hour TSP



AR2 1-Hour TSP



Noise Monitoring Results

Noise Measurement Results

Station: NM1A- Man Tung Road Park

Date	Weather	Time	Measured L ₁₀ dB(A)	Measured L ₉₀ dB(A)	L _{eq(30mins)} dB(A)
02-Mar-16	Sunny	13:07	73.5	52.5	72
02-Mar-16	Sunny	13:12	73.0	54.5	
02-Mar-16	Sunny	13:17	70.5	51.5	
02-Mar-16	Sunny	13:22	71.0	51.0	
02-Mar-16	Sunny	13:27	72.5	51.5	
02-Mar-16	Sunny	13:32	71.5	51.5	
08-Mar-16	Fine	09:26	73.5	53.5	73
08-Mar-16	Fine	09:31	72.5	55.5	
08-Mar-16	Fine	09:36	73.5	54.5	
08-Mar-16	Fine	09:41	74.0	54.5	
08-Mar-16	Fine	09:46	72.0	56.5	
08-Mar-16	Fine	09:51	73.0	56.0	
14-Mar-16	Fine	09:08	73.0	56.0	73
14-Mar-16	Fine	09:13	74.5	56.0	
14-Mar-16	Fine	09:18	71.5	55.5	
14-Mar-16	Fine	09:23	74.5	58.0	
14-Mar-16	Fine	09:28	74.5	55.5	
14-Mar-16	Fine	09:33	74.0	56.5	
24-Mar-16	Cloudy	15:04	72.5	58.5	73
24-Mar-16	Cloudy	15:09	73.5	60.5	
24-Mar-16	Cloudy	15:14	73.0	58.5	
24-Mar-16	Cloudy	15:19	71.5	59.0	
24-Mar-16	Cloudy	15:24	75.0	60.0	
24-Mar-16	Cloudy	15:29	73.5	59.0	
30-Mar-16	Cloudy	11:24	69.5	54.0	70
30-Mar-16	Cloudy	11:29	69.0	54.0	
30-Mar-16	Cloudy	11:34	71.5	55.5	
30-Mar-16	Cloudy	11:39	72.0	55.5	
30-Mar-16	Cloudy	11:44	69.5	54.5	
30-Mar-16	Cloudy	11:49	70.5	54.0	

Remarks:

+3dB (A) correction was applied to free-field measurement.

Noise Measurement Results

Station: NM3A- Site Office

Date	Weather	Time	Measured L ₁₀ dB(A)	Measured L ₉₀ dB(A)	L _{eq(30mins)} dB(A)
02-Mar-16	Sunny	16:32	61.5	57.0	58
02-Mar-16	Sunny	16:37	62.5	54.0	
02-Mar-16	Sunny	16:42	56.5	53.5	
02-Mar-16	Sunny	16:47	59.5	54.0	
02-Mar-16	Sunny	16:52	57.5	54.0	
02-Mar-16	Sunny	16:57	59.0	55.0	
08-Mar-16	Fine	13:00	68.0	54.0	57
08-Mar-16	Fine	13:05	68.5	53.5	
08-Mar-16	Fine	13:10	69.5	54.5	
08-Mar-16	Fine	13:15	66.5	56.0	
08-Mar-16	Fine	13:20	67.5	53.5	
08-Mar-16	Fine	13:25	65.5	55.5	
14-Mar-16	Fine	13:18	68.5	55.0	61
14-Mar-16	Fine	13:23	67.5	55.5	
14-Mar-16	Fine	13:28	68.5	58.0	
14-Mar-16	Fine	13:33	70.5	55.5	
14-Mar-16	Fine	13:38	68.5	55.0	
14-Mar-16	Fine	13:43	67.0	55.5	
24-Mar-16	Cloudy	10:57	70.0	57.0	61
24-Mar-16	Cloudy	11:02	67.5	57.0	
24-Mar-16	Cloudy	11:07	70.0	57.0	
24-Mar-16	Cloudy	11:12	68.0	55.5	
24-Mar-16	Cloudy	11:17	68.5	55.5	
24-Mar-16	Cloudy	11:22	67.5	55.5	
30-Mar-16	Cloudy	14:17	66.5	55.5	60
30-Mar-16	Cloudy	14:22	60.0	56.0	
30-Mar-16	Cloudy	14:27	60.5	56.5	
30-Mar-16	Cloudy	14:32	60.0	56.0	
30-Mar-16	Cloudy	14:37	62.5	57.5	
30-Mar-16	Cloudy	14:42	67.0	55.5	

Noise Measurement Results

Station: NM4- Ching Chung Hau Po Won Primary School

Date	Weather	Time	Measured L ₁₀ dB(A)	Measured L ₉₀ dB(A)	L _{eq(30mins)} dB(A)
02-Mar-16	Sunny	11:29	63.0	59.0	65
02-Mar-16	Sunny	11:34	63.5	59.5	
02-Mar-16	Sunny	11:39	64.0	60.0	
02-Mar-16	Sunny	11:44	62.5	59.0	
02-Mar-16	Sunny	11:49	67.0	59.5	
02-Mar-16	Sunny	11:54	64.0	58.5	65
08-Mar-16	Fine	14:26	62.0	58.5	
08-Mar-16	Fine	14:31	64.5	59.0	
08-Mar-16	Fine	14:36	63.0	58.5	
08-Mar-16	Fine	14:41	63.0	58.0	
08-Mar-16	Fine	14:46	62.5	57.5	64
08-Mar-16	Fine	14:51	61.0	57.5	
14-Mar-16	Fine	14:41	63.5	58.0	
14-Mar-16	Fine	14:46	64.0	58.5	
14-Mar-16	Fine	14:51	63.0	58.0	
14-Mar-16	Fine	14:56	63.5	58.0	66
14-Mar-16	Fine	15:01	62.5	58.0	
14-Mar-16	Fine	15:06	63.0	58.0	
24-Mar-16	Cloudy	16:42	66.0	60.5	
24-Mar-16	Cloudy	16:47	65.0	60.5	
24-Mar-16	Cloudy	16:52	64.5	60.0	64
24-Mar-16	Cloudy	16:57	65.0	61.0	
24-Mar-16	Cloudy	17:02	64.5	60.0	
24-Mar-16	Cloudy	17:07	65.0	61.0	
30-Mar-16	Cloudy	16:09	64.5	59.5	
30-Mar-16	Cloudy	16:14	64.5	58.0	64
30-Mar-16	Cloudy	16:19	63.0	56.5	
30-Mar-16	Cloudy	16:24	63.0	59.0	
30-Mar-16	Cloudy	16:29	63.0	59.0	
30-Mar-16	Cloudy	16:34	63.5	59.0	

Remarks:

+3dB (A) correction was applied to free-field measurement.

The examination period for NM4 was from 14 to 18 March 2016.

Noise Measurement Results

Station: NM5- Village House, Tin Sum

Date	Weather	Time	Measured L ₁₀ dB(A)	Measured L ₉₀ dB(A)	L _{eq(30mins)} dB(A)
01-Mar-16	Fine	09:12	61.0	50.5	53
01-Mar-16	Fine	09:17	61.0	50.0	
01-Mar-16	Fine	09:22	61.0	49.5	
01-Mar-16	Fine	09:27	59.5	50.5	
01-Mar-16	Fine	09:32	59.5	49.0	
01-Mar-16	Fine	09:37	61.0	50.5	53
07-Mar-16	Cloudy	09:10	58.0	48.5	
07-Mar-16	Cloudy	09:15	64.0	49.0	
07-Mar-16	Cloudy	09:20	57.5	47.0	
07-Mar-16	Cloudy	09:25	55.5	49.0	
07-Mar-16	Cloudy	09:30	57.0	47.5	53
07-Mar-16	Cloudy	09:35	55.5	49.0	
17-Mar-16	Cloudy	10:00	61.5	48.0	
17-Mar-16	Cloudy	10:05	57.0	47.5	
17-Mar-16	Cloudy	10:10	65.0	47.5	
17-Mar-16	Cloudy	10:15	61.0	49.0	
17-Mar-16	Cloudy	10:20	55.5	48.5	
17-Mar-16	Cloudy	10:25	57.5	47.5	
23-Mar-16	Cloudy	08:46	57.5	52.5	59
23-Mar-16	Cloudy	08:51	58.5	51.0	
23-Mar-16	Cloudy	08:56	57.0	50.0	
23-Mar-16	Cloudy	09:01	57.0	46.5	
23-Mar-16	Cloudy	09:06	56.0	46.0	
23-Mar-16	Cloudy	09:11	54.5	46.5	59
29-Mar-16	Cloudy	09:18	61.0	48.5	
29-Mar-16	Cloudy	09:23	57.5	48.5	
29-Mar-16	Cloudy	09:28	56.5	48.5	
29-Mar-16	Cloudy	09:33	58.5	47.5	
29-Mar-16	Cloudy	09:38	60.5	45.5	59
29-Mar-16	Cloudy	09:43	56.5	47.5	

Remarks:

+3dB (A) correction was applied to free-field measurement.

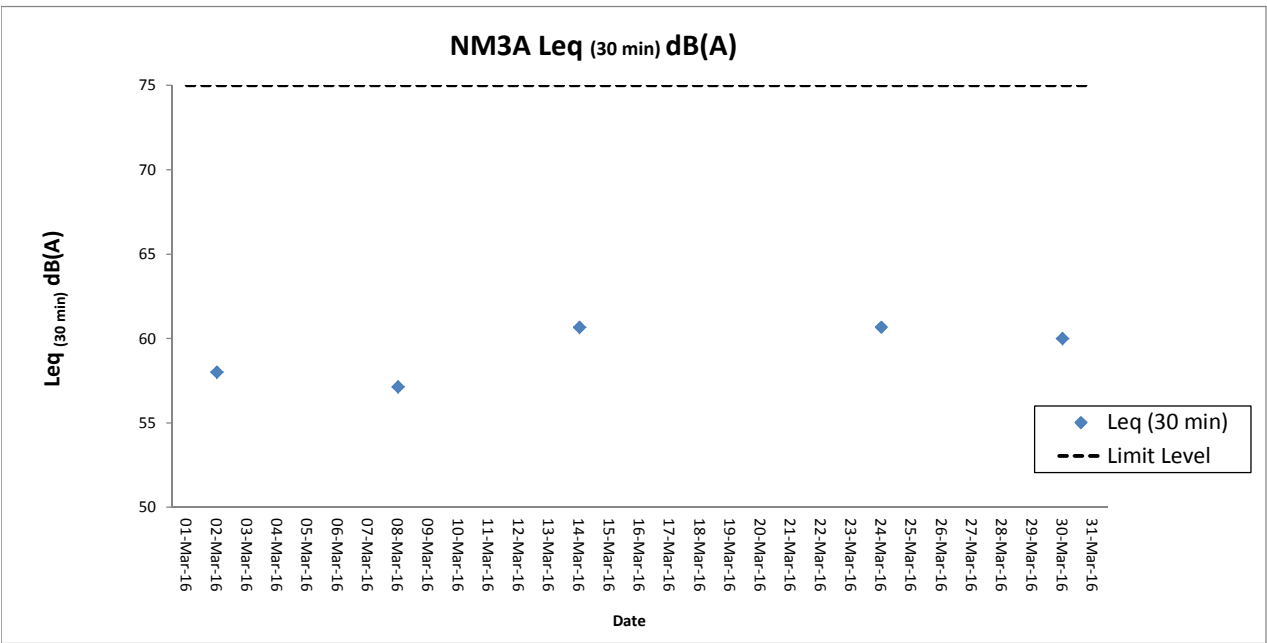
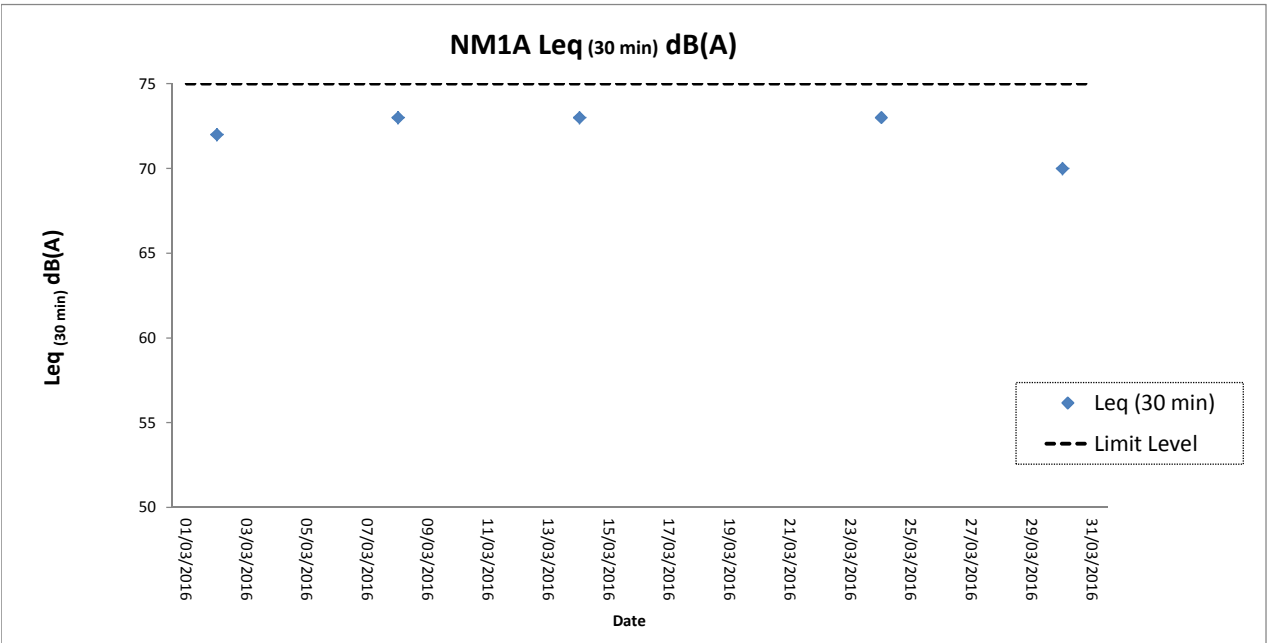
Noise Measurement Results

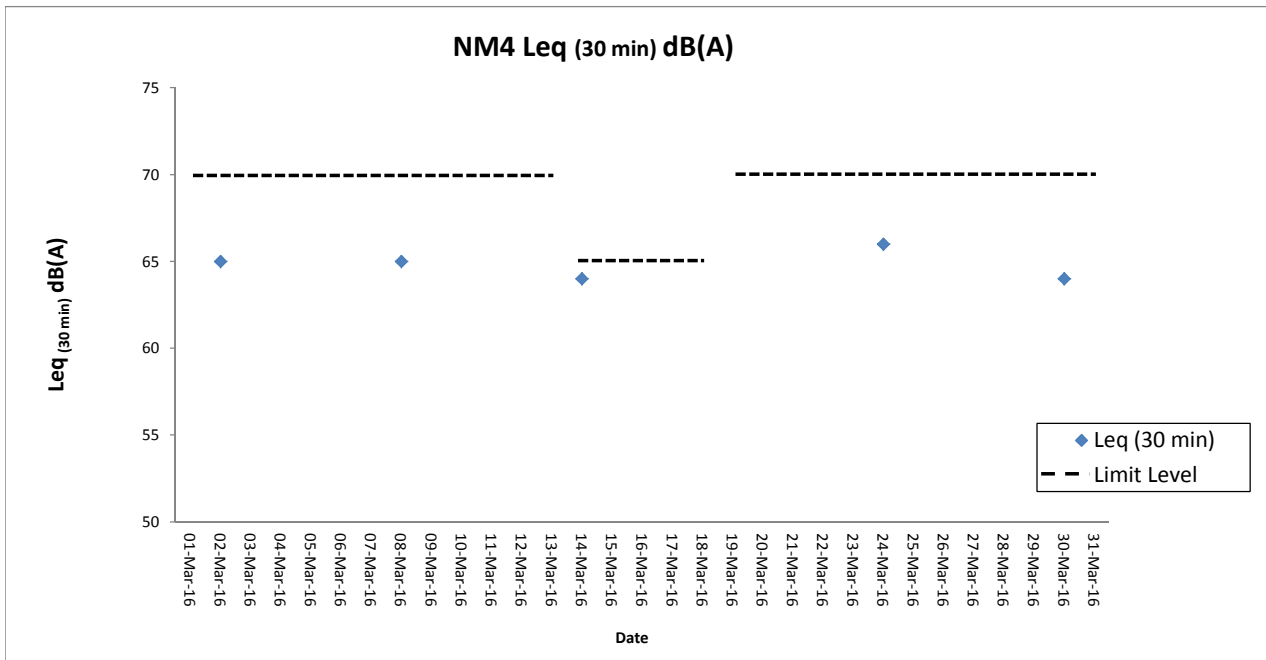
Station: NM6- House No.1 Sha Lo Wan

Date	Weather	Time	Measured L ₁₀ dB(A)	Measured L ₉₀ dB(A)	L _{eq(30mins)} dB(A)
01-Mar-16	Fine	10:37	74.5	59.5	68
01-Mar-16	Fine	10:42	69.0	57.0	
01-Mar-16	Fine	10:47	76.5	60.0	
01-Mar-16	Fine	10:52	70.0	57.5	
01-Mar-16	Fine	10:57	67.0	59.0	
01-Mar-16	Fine	11:02	66.0	56.0	
07-Mar-16	Cloudy	10:55	73.0	63.5	73
07-Mar-16	Cloudy	11:00	73.0	59.5	
07-Mar-16	Cloudy	11:05	77.5	62.5	
07-Mar-16	Cloudy	11:10	69.0	57.0	
07-Mar-16	Cloudy	11:15	78.0	62.0	
07-Mar-16	Cloudy	11:20	74.0	60.5	
17-Mar-16	Cloudy	13:22	69.5	59.5	62
17-Mar-16	Cloudy	13:27	70.0	60.0	
17-Mar-16	Cloudy	13:32	69.0	61.0	
17-Mar-16	Cloudy	13:37	69.5	60.5	
17-Mar-16	Cloudy	13:42	67.0	60.0	
17-Mar-16	Cloudy	13:47	68.5	59.0	
23-Mar-16	Cloudy	10:17	79.0	65.5	75
23-Mar-16	Cloudy	10:22	78.0	62.0	
23-Mar-16	Cloudy	10:27	79.5	63.0	
23-Mar-16	Cloudy	10:32	77.0	61.0	
23-Mar-16	Cloudy	10:37	75.5	61.5	
23-Mar-16	Cloudy	10:42	78.0	61.5	
29-Mar-16	Cloudy	11:19	76.0	59.5	68
29-Mar-16	Cloudy	11:24	69.5	59.5	
29-Mar-16	Cloudy	11:29	67.5	60.0	
29-Mar-16	Cloudy	11:34	69.0	59.5	
29-Mar-16	Cloudy	11:39	63.5	58.0	
29-Mar-16	Cloudy	11:44	70.5	58.5	

Remarks:

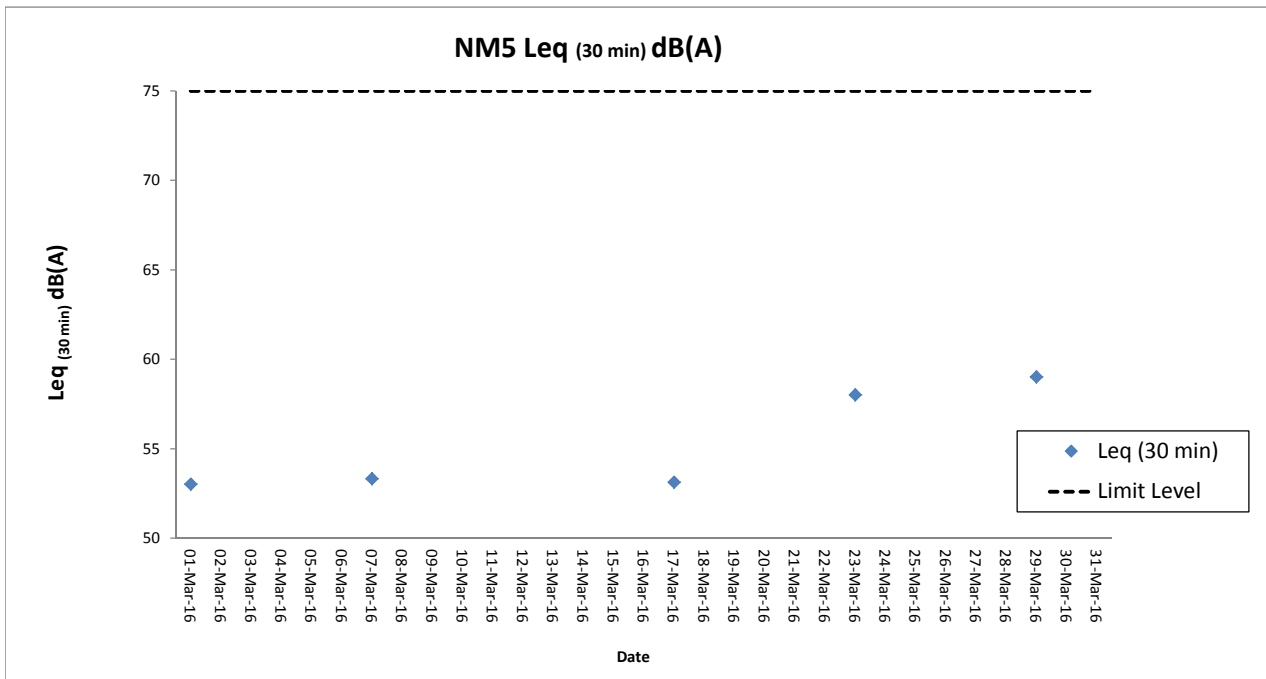
+3dB (A) correction was applied to free-field measurement





Remark:

The limit level from 14 to 18 March 2016 was reduced to 65 dB(A) due to school examination periods at NM4.



NM6 Leq (30 min) dB(A)

