

Appendix D. Monitoring Results



Air Quality Monitoring Results

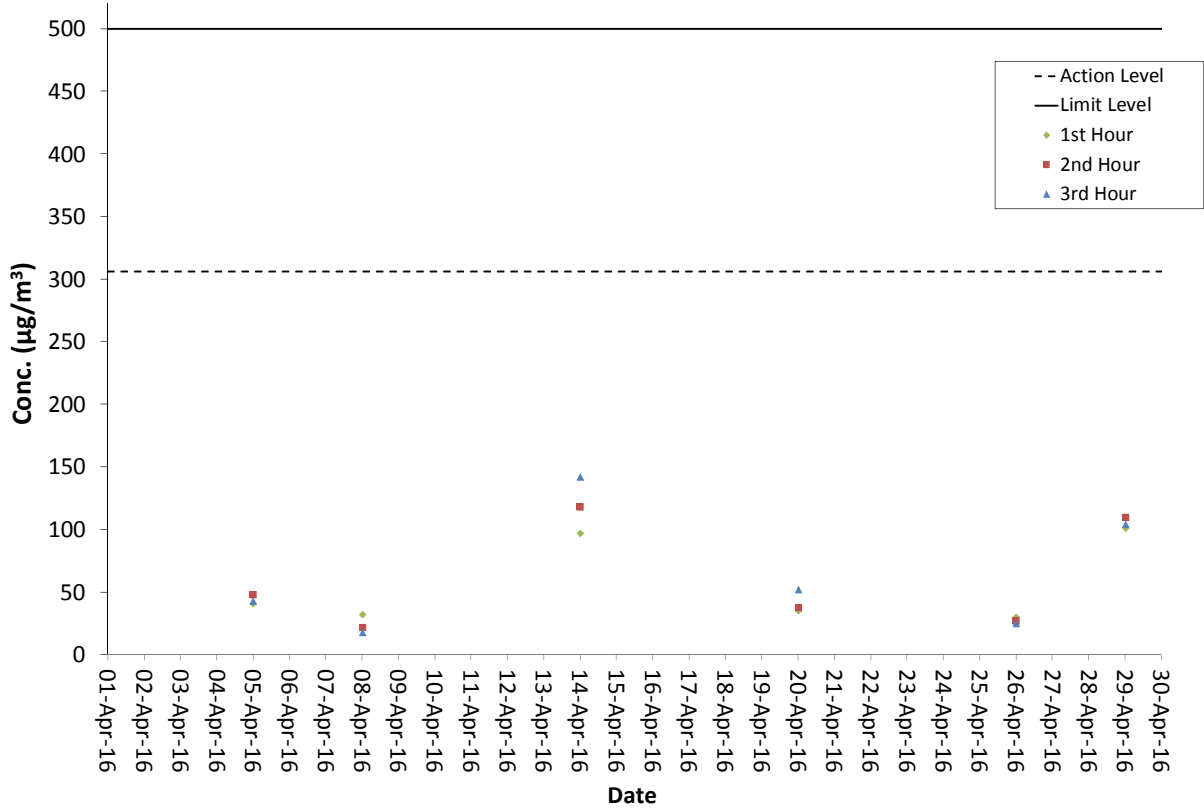
1-hour TSP Results**Station: AR1A- Man Tung Road Park**

Date	Time	Weather	Wind Speed (m/s)	Wind Direction (deg)	1-hr TSP ($\mu\text{g}/\text{m}^3$)	Action Level ($\mu\text{g}/\text{m}^3$)	Limit Level ($\mu\text{g}/\text{m}^3$)
05-Apr-16	08:44	Fine	3.5	69	41	306	500
05-Apr-16	09:44	Fine	4.5	103	48	306	500
05-Apr-16	10:44	Fine	4.9	110	43	306	500
08-Apr-16	13:10	Fine	4.7	238	32	306	500
08-Apr-16	14:10	Fine	3.6	256	22	306	500
08-Apr-16	15:10	Fine	3.9	207	18	306	500
14-Apr-16	09:02	Cloudy	5.5	73	97	306	500
14-Apr-16	10:02	Cloudy	2.4	129	118	306	500
14-Apr-16	11:02	Cloudy	4.7	57	142	306	500
20-Apr-16	14:10	Cloudy	6.5	97	35	306	500
20-Apr-16	15:10	Cloudy	6.1	152	38	306	500
20-Apr-16	16:10	Cloudy	5.3	57	52	306	500
26-Apr-16	13:56	Cloudy	6.4	207	30	306	500
26-Apr-16	14:56	Cloudy	6.0	182	27	306	500
26-Apr-16	15:56	Cloudy	6.8	193	25	306	500
29-Apr-16	13:08	Cloudy	7.8	105	101	306	500
29-Apr-16	14:08	Cloudy	8.3	112	110	306	500
29-Apr-16	15:08	Cloudy	9.4	111	104	306	500

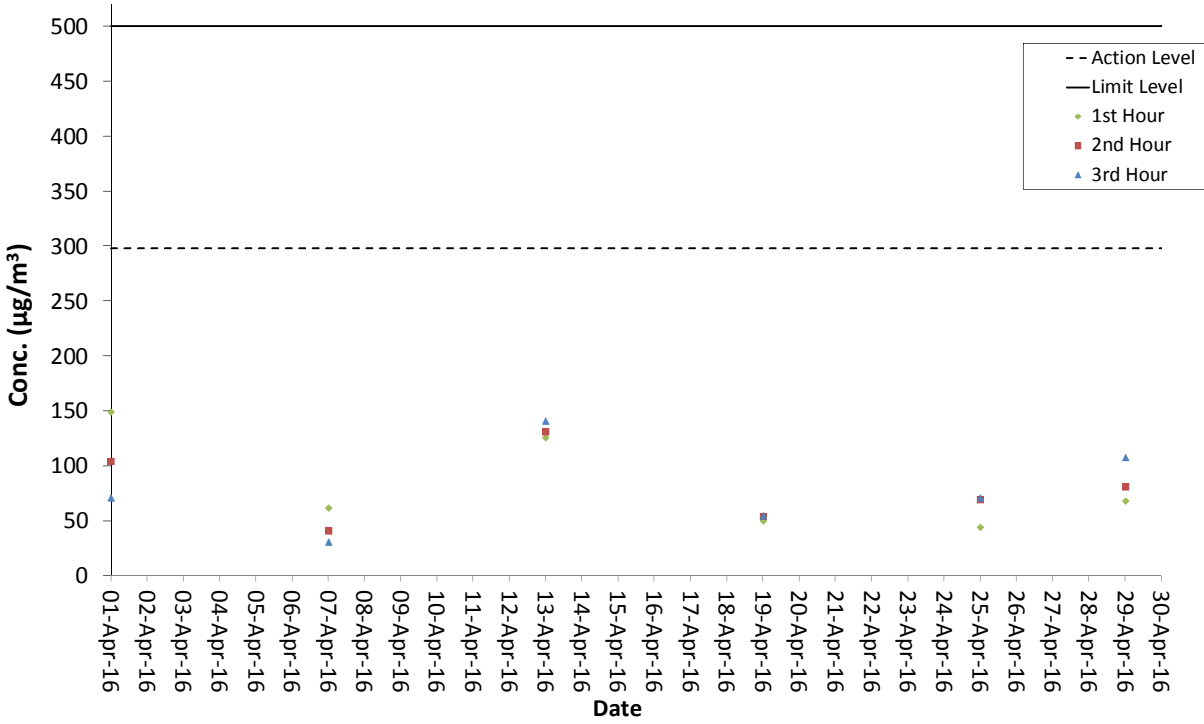
1-hour TSP Results**Station: AR2- Village House, Tin Sum**

Date	Time	Weather	Wind Speed (m/s)	Wind Direction (deg)	1-hr TSP ($\mu\text{g}/\text{m}^3$)	Action Level ($\mu\text{g}/\text{m}^3$)	Limit Level ($\mu\text{g}/\text{m}^3$)
01-Apr-16	09:00	Cloudy	1.9	286	149	298	500
01-Apr-16	10:00	Cloudy	1.5	20	104	298	500
01-Apr-16	11:00	Cloudy	3.3	69	71	298	500
07-Apr-16	08:55	Fine	4.4	160	62	298	500
07-Apr-16	09:55	Fine	3.7	161	41	298	500
07-Apr-16	10:55	Fine	5.2	162	31	298	500
13-Apr-16	08:58	Cloudy	3.2	94	126	298	500
13-Apr-16	09:58	Cloudy	3.1	96	131	298	500
13-Apr-16	10:58	Cloudy	2.9	90	141	298	500
19-Apr-16	09:00	Cloudy	10.2	100	50	298	500
19-Apr-16	10:00	Cloudy	8.9	98	54	298	500
19-Apr-16	11:00	Cloudy	9.1	88	55	298	500
25-Apr-16	08:57	Fine	2.6	54	44	298	500
25-Apr-16	09:57	Fine	2.7	51	69	298	500
25-Apr-16	10:57	Fine	2.6	19	71	298	500
29-Apr-16	08:55	Cloudy	8.3	113	68	298	500
29-Apr-16	09:55	Cloudy	7.4	110	81	298	500
29-Apr-16	10:55	Cloudy	9.3	116	108	298	500

AR1A 1-Hour TSP



AR2 1-Hour TSP



Noise Monitoring Results

Noise Measurement Results

Station: NM1A- Man Tung Road Park

Date	Weather	Time	Measured L ₁₀ dB(A)	Measured L ₉₀ dB(A)	L _{eq(30mins)} dB(A)
05-Apr-16	Fine	08:51	74.5	55.0	73
05-Apr-16	Fine	08:56	74.5	52.5	
05-Apr-16	Fine	09:01	74.0	53.5	
05-Apr-16	Fine	09:06	74.5	56.5	
05-Apr-16	Fine	09:11	72.5	54.5	
05-Apr-16	Fine	09:16	73.5	55.5	
14-Apr-16	Cloudy	09:46	71.0	56.5	72
14-Apr-16	Cloudy	09:51	72.0	59.0	
14-Apr-16	Cloudy	09:56	73.5	56.5	
14-Apr-16	Cloudy	10:01	71.5	56.0	
14-Apr-16	Cloudy	10:06	73.0	55.0	
14-Apr-16	Cloudy	10:11	72.0	55.5	
20-Apr-16	Cloudy	15:06	71.5	56.5	72
20-Apr-16	Cloudy	15:11	71.5	55.5	
20-Apr-16	Cloudy	15:16	72.5	56.0	
20-Apr-16	Cloudy	15:21	73.0	57.0	
20-Apr-16	Cloudy	15:26	72.5	55.0	
20-Apr-16	Cloudy	15:31	73.0	57.5	
26-Apr-16	Cloudy	15:27	70.5	55.0	71
26-Apr-16	Cloudy	15:32	70.5	55.5	
26-Apr-16	Cloudy	15:37	72.5	56.5	
26-Apr-16	Cloudy	15:42	70.0	54.0	
26-Apr-16	Cloudy	15:47	70.0	54.5	
26-Apr-16	Cloudy	15:52	69.5	55.5	

Remarks:

+3dB (A) correction was applied to free-field measurement

Noise Measurement Results

Station: NM3A- Site Office

Date	Weather	Time	Measured L ₁₀ dB(A)	Measured L ₉₀ dB(A)	L _{eq(30mins)} dB(A)
05-Apr-16	Fine	13:01	64.5	55.0	57
05-Apr-16	Fine	13:06	70.5	55.0	
05-Apr-16	Fine	13:11	66.0	55.5	
05-Apr-16	Fine	13:16	64.5	56.0	
05-Apr-16	Fine	13:21	69.0	55.5	
05-Apr-16	Fine	13:26	67.5	55.5	
11-Apr-16	Cloudy	14:43	59.5	58.5	63
11-Apr-16	Cloudy	14:48	63.0	58.0	
11-Apr-16	Cloudy	14:53	66.5	58.5	
11-Apr-16	Cloudy	14:58	66.5	58.5	
11-Apr-16	Cloudy	15:03	70.0	59.0	
11-Apr-16	Cloudy	15:08	68.0	59.0	
21-Apr-16	Sunny	09:38	69.5	59.5	61
21-Apr-16	Sunny	09:43	65.0	59.0	
21-Apr-16	Sunny	09:48	68.5	59.5	
21-Apr-16	Sunny	09:53	72.0	60.0	
21-Apr-16	Sunny	09:58	66.5	60.0	
21-Apr-16	Sunny	10:03	68.0	59.0	
27-Apr-16	Cloudy	14:49	61.0	59.5	61
27-Apr-16	Cloudy	14:54	60.5	59.5	
27-Apr-16	Cloudy	14:59	61.5	59.5	
27-Apr-16	Cloudy	15:04	60.5	59.5	
27-Apr-16	Cloudy	15:09	60.5	59.5	
27-Apr-16	Cloudy	15:14	60.5	59.5	

Noise Measurement Results

Station: NM4- Ching Chung Hau Po Won Primary School

Date	Weather	Time	Measured L ₁₀ dB(A)	Measured L ₉₀ dB(A)	L _{eq(30mins)} dB(A)
05-Apr-16	Fine	14:50	66.5	61.0	66
05-Apr-16	Fine	14:55	67.5	61.0	
05-Apr-16	Fine	15:00	65.0	60.5	
05-Apr-16	Fine	15:05	66.0	61.0	
05-Apr-16	Fine	15:10	64.0	61.0	
05-Apr-16	Fine	15:15	68.5	62.0	
14-Apr-16	Cloudy	13:52	63.0	60.0	65
14-Apr-16	Cloudy	13:57	62.5	58.5	
14-Apr-16	Cloudy	14:02	62.5	59.5	
14-Apr-16	Cloudy	14:07	63.0	60.0	
14-Apr-16	Cloudy	14:12	63.5	60.0	
14-Apr-16	Cloudy	14:17	63.0	60.0	
20-Apr-16	Cloudy	13:20	64.0	59.0	65
20-Apr-16	Cloudy	13:25	66.0	59.0	
20-Apr-16	Cloudy	13:30	63.5	59.0	
20-Apr-16	Cloudy	13:35	64.0	59.0	
20-Apr-16	Cloudy	13:40	62.5	59.0	
20-Apr-16	Cloudy	13:45	62.0	59.0	
26-Apr-16	Cloudy	13:00	62.5	59.0	64
26-Apr-16	Cloudy	13:05	61.5	59.5	
26-Apr-16	Cloudy	13:10	65.0	58.0	
26-Apr-16	Cloudy	13:15	63.0	58.0	
26-Apr-16	Cloudy	13:20	61.5	58.5	
26-Apr-16	Cloudy	13:25	62.5	58.5	

Remarks:

+3dB (A) correction was applied to free-field measurement.

Noise Measurement Results

Station: NM5- Village House, Tin Sum

Date	Weather	Time	Measured L ₁₀ dB(A)	Measured L ₉₀ dB(A)	L _{eq(30mins)} dB(A)
07-Apr-16	Sunny	09:09	53.5	44.5	55
07-Apr-16	Sunny	09:14	57.0	44.5	
07-Apr-16	Sunny	09:19	54.0	46.0	
07-Apr-16	Sunny	09:24	55.0	46.5	
07-Apr-16	Sunny	09:29	52.0	47.0	
07-Apr-16	Sunny	09:34	56.0	45.5	
13-Apr-16	Cloudy	10:29	59.0	51.0	53
13-Apr-16	Cloudy	10:34	61.5	51.5	
13-Apr-16	Cloudy	10:39	60.0	52.0	
13-Apr-16	Cloudy	10:44	59.5	49.5	
13-Apr-16	Cloudy	10:49	55.0	50.0	
13-Apr-16	Cloudy	10:54	56.5	50.0	
19-Apr-16	Cloudy	10:00	63.5	52.0	61
19-Apr-16	Cloudy	10:05	63.5	52.0	
19-Apr-16	Cloudy	10:10	64.0	53.0	
19-Apr-16	Cloudy	10:15	65.5	53.0	
19-Apr-16	Cloudy	10:20	59.5	52.5	
19-Apr-16	Cloudy	10:25	62.5	52.5	
25-Apr-16	Fine	09:32	53.5	44.5	55
25-Apr-16	Fine	09:37	53.0	46.0	
25-Apr-16	Fine	09:42	52.0	48.0	
25-Apr-16	Fine	09:47	53.5	48.5	
25-Apr-16	Fine	09:52	55.5	49.5	
25-Apr-16	Fine	09:57	53.0	48.0	

Remarks:

+3dB (A) correction was applied to free-field measurement.

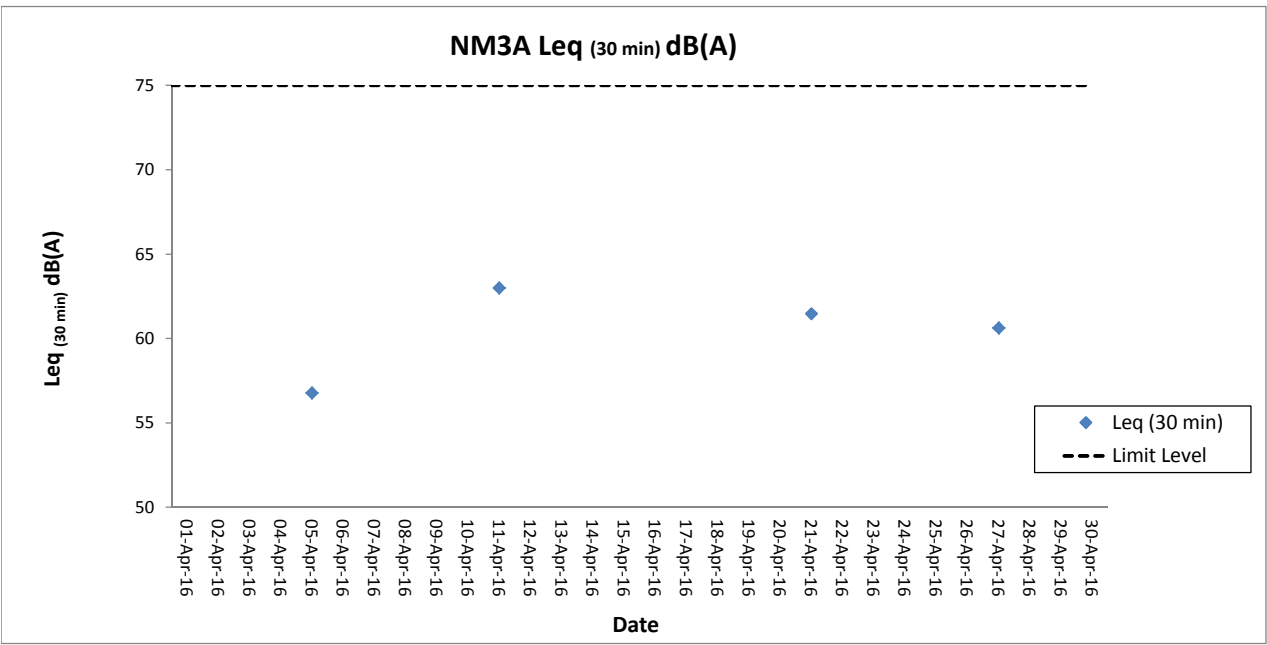
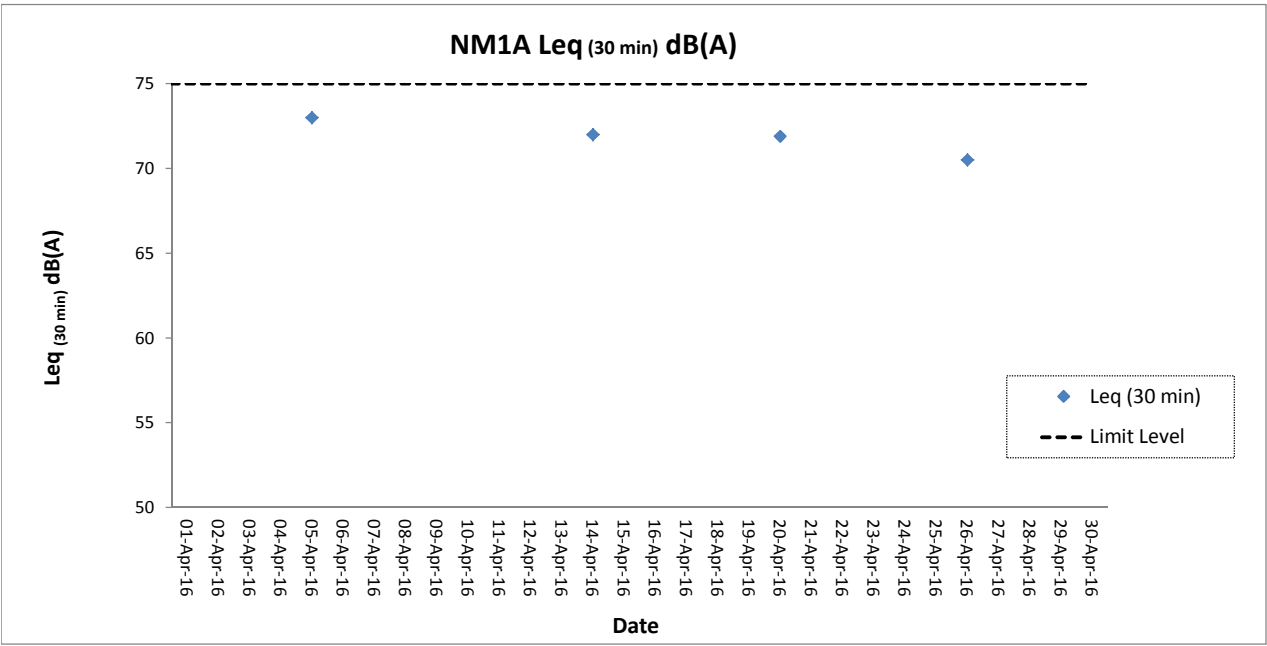
Noise Measurement Results

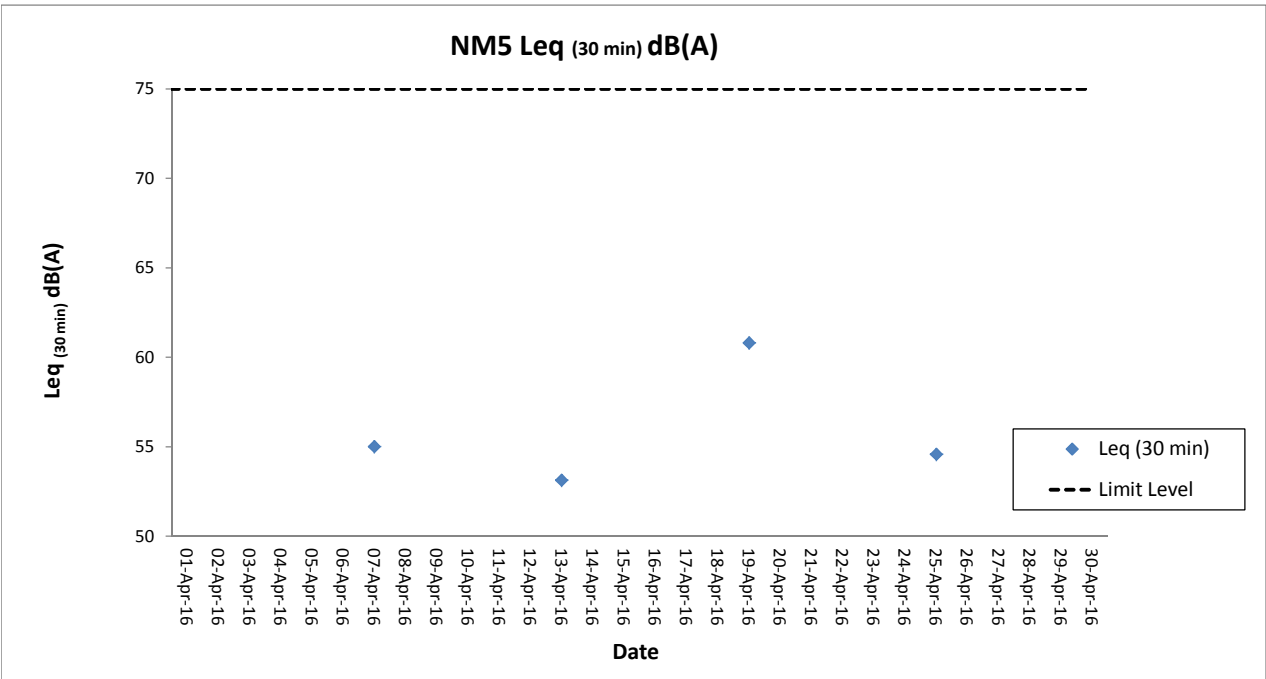
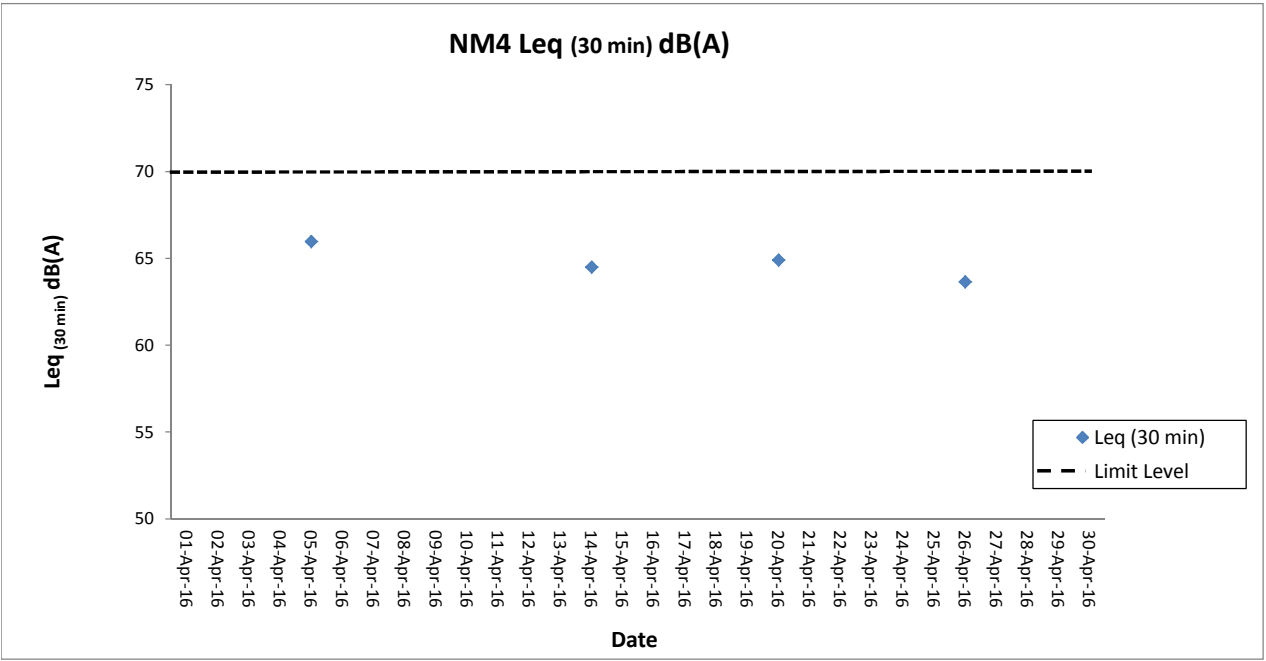
Station: NM6- House No.1 Sha Lo Wan

Date	Weather	Time	Measured L ₁₀ dB(A)	Measured L ₉₀ dB(A)	L _{eq(30mins)} dB(A)
05-Apr-16	Cloudy	09:45	72.0	61.5	70
05-Apr-16	Cloudy	09:50	72.5	60.5	
05-Apr-16	Cloudy	09:55	70.0	61.5	
05-Apr-16	Cloudy	10:00	70.0	61.0	
05-Apr-16	Cloudy	10:05	72.5	60.5	
05-Apr-16	Cloudy	10:10	71.5	61.5	
14-Apr-16	Drizzle	09:37	73.5	59.0	68
14-Apr-16	Drizzle	09:42	74.0	60.0	
14-Apr-16	Drizzle	09:47	65.5	58.5	
14-Apr-16	Drizzle	09:52	63.5	57.5	
14-Apr-16	Drizzle	09:57	63.0	56.5	
14-Apr-16	Drizzle	10:02	64.0	57.0	
20-Apr-16	Sunny	09:39	75.0	60.0	70
20-Apr-16	Sunny	09:44	74.5	60.5	
20-Apr-16	Sunny	09:49	73.0	60.5	
20-Apr-16	Sunny	09:54	74.0	59.0	
20-Apr-16	Sunny	09:59	71.0	58.0	
20-Apr-16	Sunny	10:04	69.0	59.5	
26-Apr-16	Cloudy	09:45	77.0	58.5	73
26-Apr-16	Cloudy	09:50	76.0	58.0	
26-Apr-16	Cloudy	09:55	75.0	57.0	
26-Apr-16	Cloudy	10:00	76.5	57.0	
26-Apr-16	Cloudy	10:05	71.0	56.5	
26-Apr-16	Cloudy	10:10	76.0	56.5	

Remarks:

+3dB (A) correction was applied to free-field measurement.





NM6 Leq (30 min) dB(A)

