

## **Appendix D. Calibration Certificates**



## REPORT OF EQUIPMENT PERFORMANCE CHECK/ CALIBRATION

**Test Report No.** : R-BB060021  
**Date of Issue** : 13 June 2022  
**Page No.** : 1 of 2

### PART A - CUSTOMER INFORMATION

Enovative Environmental Service Ltd.  
 Flat 2207, Yu Fun House Yu Chui Court, Shatin  
 New Territories (HK) Hong Kong  
 Attn :

### PART B - SAMPLE INFORMATION

Name of Equipment : YSI ProDSS (Multi-Parameters)  
 Manufacturer : YSI (a xylem brand)  
 Serial Number : 16H104233  
 Date of Received : 10 June 2022  
 Date of Calibration : 10 June 2022  
 Date of Next Calibration : 09 September 2022

### PART C - REFERENCE METHODS/ DOCUMENTS FOR THE CALIBRATION

<u>Test Parameter</u>	<u>Reference Method</u>
Turbidity	APHA 21e 2130B
Dissolved oxygen	APHA 21e 4500 O
pH value	APHA 21e 4500 H+
Salinity	APHA 21e 2520B
Temperature	Section 6 of international Accreditation New Zealand Technical Guide no. 3 Second edition March 2008: Working Thermometer Calibration Procedure
Conductivity	APHA 21e 2510B

### PART D - CALIBRATION RESULT

#### (1) Turbidity

EXPECTED READING (NTU)	DISPLAY READING (NTU)	TOLERANCE (%)	RESULT
0	0.03	--	Satisfactory
10	9.98	-0.2	Satisfactory
20	20.16	0.8	Satisfactory
100	107.6	7.6	Satisfactory
800	796	-0.5	Satisfactory

Tolerance of Turbidity should be less than  $\pm 10.0$  (%)

#### (2) Dissolved oxygen

EXPECTED READING (MG/L)	DISPLAY READING (MG/L)	TOLERANCE	RESULT
7.78	7.81	0.03	Satisfactory
4.72	4.92	0.20	Satisfactory
2.60	2.38	-0.22	Satisfactory
0.09	0.30	0.21	Satisfactory

Tolerance of Dissolved oxygen should be less than  $\pm 0.5$  (mg/L)

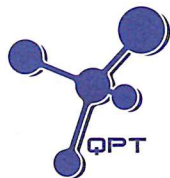
#### (3) pH value

TARGET (PH UNIT)	DISPLAY READING (PH UNIT)	TOLERANCE	RESULT
------------------	---------------------------	-----------	--------

--- CONTINUED ON NEXT PAGE ---

AUTHORIZED  
SIGNATORY:

LEE Chun-ning  
 Assistant Manager (Chemical Testing)



專業化驗有限公司  
QUALITY PRO TEST-CONSULT LIMITED

Unit 10, 14/F, Wah Wai Centre, 38-40 Au Pui Wan St., Fotan, Hong Kong  
Email: info@qualityprotest.com; Website: www.qualityprotest.com  
Tel: (852) 3956 8717; Fax: (852) 3956 3928

## REPORT OF EQUIPMENT PERFORMANCE CHECK/ CALIBRATION

Test Report No. : R-BB060021

Date of Issue : 13 June 2022

Page No. : 2 of 2

TARGET (PH UNIT)	DISPLAY READING (PH UNIT)	TOLERANCE	RESULT
4.00	3.96	-0.04	Satisfactory
7.42	7.48	0.06	Satisfactory
10.01	9.95	-0.06	Satisfactory

Tolerance of pH value should be less than  $\pm 0.2$  (pH unit)

### (4) Salinity

EXPECTED READING (G/L)	DISPLAY READING (G/L)	TOLERANCE (%)	RESULT
10	9.92	-0.80	Satisfactory
20	20.20	1.00	Satisfactory
30	30.22	0.73	Satisfactory

Tolerance of Salinity should be less than  $\pm 10.0$  (%)

### (5) Temperature

READING OF REF. THERMOMETER (°C)	DISPLAY READING (°C)	TOLERANCE	RESULT
10	10	0	Satisfactory
20	20	0	Satisfactory
40	40	0	Satisfactory

Tolerance of Temperature should be less than  $\pm 2.0$  (°C)

### (6) Conductivity

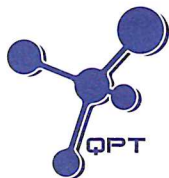
EXPECTED READING (MS/CM AT 25°C)	DISPLAY READING	TOLERANCE (%)	RESULT
146.9	137.1	-6.67	Satisfactory
1412	1328.2	-5.93	Satisfactory
12890	12567.8	-2.50	Satisfactory
58670	57574	-1.87	Satisfactory
111900	109783	-1.89	Satisfactory

Tolerance of Conductivity should be less than  $\pm 10.0$  (%)

### Remark(s)

- The "Date of Next Calibration" is recommended according to best practice principals as practiced by QPT or quoted from relevant international standards.
- The results relate only to the calibrated equipment as received
- The performance of the equipment stated in this report is checked with independent reference material and results compared against a calibrated secondary source.
- "Displayed Reading" denotes the figure shown on item under calibration/ checking regardless of equipment precision or significant figures.
- The "Tolerance Limit" mentioned is the acceptance criteria applicable for similar equipment used by Quality Pro Test-Consult Ltd. or quoted from relevant international standards.

--- END OF REPORT ---



專業化驗有限公司

QUALITY PRO TEST-CONSULT LIMITED

Unit 10, 14/F, Wah Wai Centre, 38-40 Au Pui Wan St., Fotan, Hong Kong

Email: info@qualityprotest.com; Website: www.qualityprotest.com

Tel: (852) 3956 8717; Fax: (852) 3956 3928

## REPORT OF EQUIPMENT PERFORMANCE CHECK/ CALIBRATION

Test Report No. : R-BB060020

Date of Issue : 13 June 2022

Page No. : 1 of 2

### PART A - CUSTOMER INFORMATION

Enovative Environmental Service Ltd.

Flat 2207, Yu Fun House Yu Chui Court, Shatin

New Territories (HK) Hong Kong

Attn :

### PART B - SAMPLE INFORMATION

Name of Equipment : YSI ProDSS (Multi-Parameters)

Manufacturer : YSI (a xylem brand)

Serial Number : 17E100747

Date of Received : 10 June 2022

Date of Calibration : 10 June 2022

Date of Next Calibration : 09 September 2022

### PART C - REFERENCE METHODS/ DOCUMENTS FOR THE CALIBRATION

Test Parameter	Reference Method
Turbidity	APHA 21e 2130B
Dissolved oxygen	APHA 21e 4500 O
pH value	APHA 21e 4500 H+
Salinity	APHA 21e 2520B
Temperature	Section 6 of international Accreditation New Zealand Technical Guide no. 3 Second edition March 2008: Working Thermometer Calibration Procedure
Conductivity	APHA 21e 2510B

### PART D - CALIBRATION RESULT

#### (1) Turbidity

EXPECTED READING ( NTU )	DISPLAY READING ( NTU )	TOLERANCE ( % )	RESULT
0	0.03	--	Satisfactory
10	9.85	-1.5	Satisfactory
20	20.2	1.0	Satisfactory
100	108.4	8.4	Satisfactory
800	797	-0.4	Satisfactory

Tolerance of Turbidity should be less than  $\pm 10.0$  ( % )

#### (2) Dissolved oxygen

EXPECTED READING ( MG/L )	DISPLAY READING ( MG/L )	TOLERANCE	RESULT
7.78	7.86	0.08	Satisfactory
4.72	4.91	0.19	Satisfactory
2.60	2.33	-0.27	Satisfactory
0.09	0.30	0.21	Satisfactory


Tolerance of Dissolved oxygen should be less than  $\pm 0.5$  ( mg/L )

#### (3) pH value

TARGET ( PH UNIT )	DISPLAY READING ( PH UNIT )	TOLERANCE	RESULT
--------------------	-----------------------------	-----------	--------

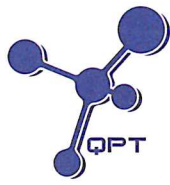
--- CONTINUED ON NEXT PAGE ---

AUTHORIZED  
SIGNATORY:



LEE Chun-ning

Assistant Manager (Chemical Testing)



## REPORT OF EQUIPMENT PERFORMANCE CHECK/ CALIBRATION

**Test Report No.** : R-BB060020  
**Date of Issue** : 13 June 2022  
**Page No.** : 2 of 2

TARGET ( PH UNIT )	DISPLAY READING ( PH UNIT )	TOLERANCE	RESULT
4.00	4.08	0.08	Satisfactory
7.42	7.46	0.04	Satisfactory
10.01	9.94	-0.07	Satisfactory

Tolerance of pH value should be less than  $\pm 0.2$  ( pH unit )

### (4) Salinity

EXPECTED READING ( G/L )	DISPLAY READING ( G/L )	TOLERANCE ( % )	RESULT
10	9.90	-1.00	Satisfactory
20	19.91	-0.45	Satisfactory
30	30.29	0.97	Satisfactory

Tolerance of Salinity should be less than  $\pm 10.0$  ( % )

### (5) Temperature

READING OF REF. THERMOMETER ( °C )	DISPLAY READING ( °C )	TOLERANCE	RESULT
10	10	0	Satisfactory
20	20	0	Satisfactory
40	40	0	Satisfactory

Tolerance of Temperature should be less than  $\pm 2.0$  ( °C )

### (6) Conductivity

EXPECTED READING ( MS/CM AT 25°C )	DISPLAY READING	TOLERANCE ( % )	RESULT
146.9	136.7	-6.94	Satisfactory
1412	1329.7	-5.83	Satisfactory
12890	12608.3	-2.19	Satisfactory
58670	57422	-2.13	Satisfactory
111900	109847	-1.83	Satisfactory

Tolerance of Conductivity should be less than  $\pm 10.0$  ( % )

### Remark(s)

- The "Date of Next Calibration" is recommended according to best practice principals as practiced by QPT or quoted from relevant international standards.
- The results relate only to the calibrated equipment as received
- The performance of the equipment stated in this report is checked with independent reference material and results compared against a calibrated secondary source.
- "Displayed Reading" denotes the figure shown on item under calibration/ checking regardless of equipment precision or significant figures.
- The "Tolerance Limit" mentioned is the acceptance criteria applicable for similar equipment used by Quality Pro Test-Consult Ltd. or quoted from relevant international standards.

--- END OF REPORT ---