

Appendix D. Calibration Certificates



SUB-CONTRACTING REPORT

CONTACT	: NICK SIN	WORK ORDER	: HK2414805
CLIENT	: MOTT MACDONALD HONG KONG LIMITED		
ADDRESS	: 3/F INTERNATIONAL TRADE TOWER, 348 KWUN TONG ROAD, KWUN TONG, KOWLOON, HONG KONG	SUB-BATCH	: 1
		DATE RECEIVED	: 26-APR-2024
		DATE OF ISSUE	: 9-MAY-2024
PROJECT	: CALIBRATION/PERFORMANCE CHECK OF DUST METER	NO. OF SAMPLES	: 1
		CLIENT ORDER	: ---

General Comments

- Sample information (Project name, Sample ID, Sampling date/time, etc.) is provided by client.
 - Result(s) of sample(s) is/are reported on as received basis, unless otherwise specified. The result(s) is/are related only to the item(s) tested.
 - Sample(s) was/ were picked up from client by ALS staff. Sample(s) arrived laboratory in ambient condition.
 - Calibration was subcontracted to and analysed by Action-United Environmental Services & Consulting (AUES).
-

Signatories

This document has been signed by those names that appear on this report and are the authorised signatories

Signatories

Position

Richard Fung

Managing Director

This report supersedes any previous report(s) with the same work order number.

All pages of this report have been checked and approved for release.

ALS Technichem (HK) Pty Ltd
Part of the **ALS Laboratory Group**

WORK ORDER : HK2414805
SUB-BATCH : 1
CLIENT : MOTT MACDONALD HONG KONG LIMITED
PROJECT : CALIBRATION/PERFORMANCE CHECK OF DUST METER



ALS Lab ID	Client's Sample ID	Sample Type	Sample Date	External Lab Report No.
HK2414805-001	S/N:597337	Equipments	26-Apr-2024	S/N:597337

Equipment Verification Report (TSP)

Equipment Calibrated:

Type: Laser Dust monitor
 Manufacturer: Sibata LD-3B
 Serial No. 597337
 Equipment Ref: Nil
 Job Order HK2414805

Standard Equipment:

Standard Equipment: Higher Volume Sampler
 Location & Location ID: AUES office (calibration room)
 Equipment Ref: HVS 018
 Last Calibration Date: 16 February 2024

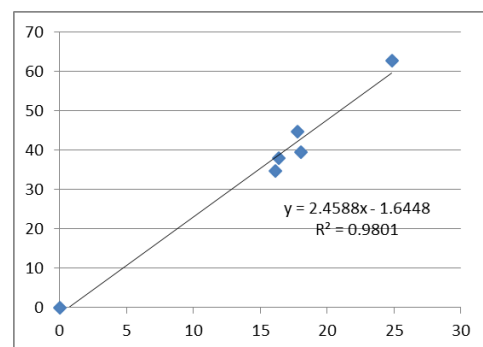
Equipment Verification Results:

Testing Date: 6 & 7 May 2024

Hour	Time	Mean Temp °C	Mean Pressure (hPa)	Concentration in µg/m ³ (Standard Equipment)	Total Count (Calibrated Equipment)	Count/Minute (Total Count/min)
2hr00min	09:45 ~ 11:45	27.7	1012.0	62.8	2982	24.9
2hr01min	11:58 ~ 13:59	27.7	1012.0	39.5	2188	18.1
2hr04min	14:16 ~ 16:20	27.7	1012.0	37.8	2027	16.4
2hr01min	09:36 ~ 11:37	27.2	1013.4	34.6	1943	16.1
2hr01min	11:48 ~ 13:49	27.2	1013.4	44.6	2158	17.8

Linear Regression of Y or X

Slope (K-factor): 2.4588 (µg/m³)/CPM
 Correlation Coefficient (R) 0.9900
 Date of Issue 9 May 2024



Remarks:

- Strong** Correlation (R>0.8)
- Factor 2.4588 (µg/m³)/CPM should be applied for TSP monitoring

*If R<0.5, repair or re-verification is required for the equipment

Operator : Martin Li Signature : [Signature] Date : 9 May 2024

QC Reviewer : Ben Tam Signature : [Signature] Date : 9 May 2024

TSP SAMPLER CALIBRATION CALCULATION SPREADSHEET

Location : Gold King Industrial Building, Kwai Chung Date of Calibration: 16-Feb-24
 Location ID : Calibration Room - TISCH Higher Volume Sampler (Model TE-5170) S/N:1260 Next Calibration Date: 16-May-24

CONDITIONS

Sea Level Pressure (hPa)	1019	Corrected Pressure (mm Hg)	764.25
Temperature (°C)	20.4	Temperature (K)	293

CALIBRATION ORIFICE

Make->	TISCH	Qstd Slope ->	2.13163
Model->	5025A	Qstd Intercept ->	-0.03523
Calibration Date->	15-Dec-23	Expiry Date->	15-Dec-24

CALIBRATION

Plate No.	H2O (L) (in)	H2O (R) (in)	H2O (in)	Qstd (m3/min)	I (chart)	IC corrected	LINEAR REGRESSION
18	5.8	5.8	11.6	1.631	54	54.57	Slope = 31.3860 Intercept = 2.3377 Corr. coeff. = 0.9976
13	4.7	4.7	9.4	1.470	47	47.50	
10	3.6	3.6	7.2	1.289	42	42.45	
8	2.4	2.4	4.8	1.055	35	35.37	
5	1.2	1.2	2.4	0.751	26	26.28	

Calculations :

$$Qstd = 1/m[\text{Sqrt}(H2O(Pa/Pstd)(Tstd/Ta))-b]$$

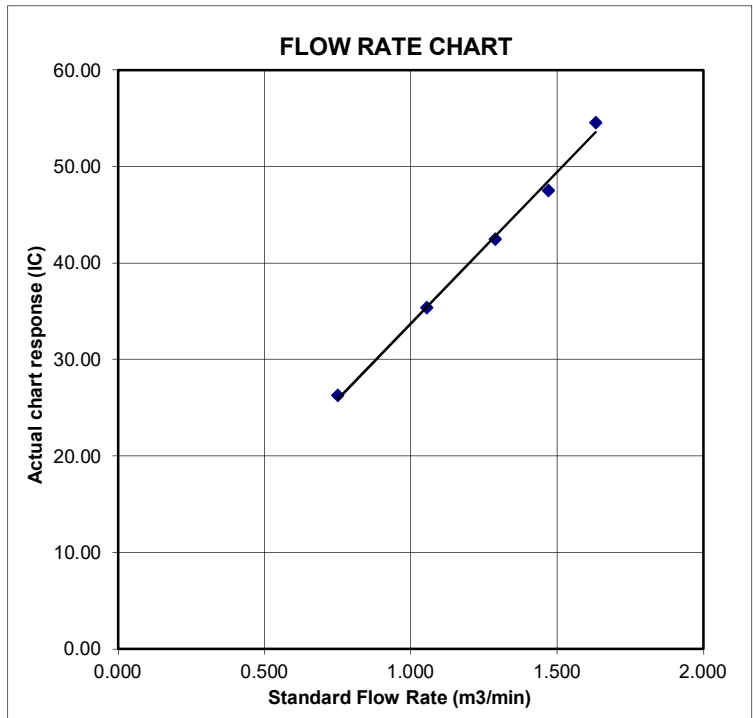
$$IC = I[\text{Sqrt}(Pa/Pstd)(Tstd/Ta)]$$

Qstd = standard flow rate
 IC = corrected chart responses
 I = actual chart response
 m = calibrator Qstd slope
 b = calibrator Qstd intercept
 Ta = actual temperature during calibration (deg K)
 Pstd = actual pressure during calibration (mm Hg)

For subsequent calculation of sampler flow:

$$1/m((I)[\text{Sqrt}(298/Tav)(Pav/760)]-b)$$

m = sampler slope
 b = sampler intercept
 I = chart response
 Tav = daily average temperature
 Pav = daily average pressure



Certificate of Calibration

Calibration Certification Information			
Cal. Date: December 15, 2023	Rootsmeter S/N: 438320	Ta: 295	°K
Operator: Jim Tisch		Pa: 748.5	mm Hg
Calibration Model #: TE-5025A	Calibrator S/N: 1941		

Run	Vol. Init (m3)	Vol. Final (m3)	ΔVol. (m3)	ΔTime (min)	ΔP (mm Hg)	ΔH (in H2O)
1	1	2	1	1.4590	3.2	2.00
2	3	4	1	1.0360	6.4	4.00
3	5	6	1	0.9260	8.0	5.00
4	7	8	1	0.8840	8.9	5.50
5	9	10	1	0.7290	12.9	8.00

Data Tabulation					
Vstd (m3)	Qstd (x-axis)	$\sqrt{\Delta H \left(\frac{Pa}{Pstd} \right) \left(\frac{Tstd}{Ta} \right)}$ (y-axis)	Va	Qa (x-axis)	$\sqrt{\Delta H (Ta/Pa)}$ (y-axis)
0.9907	0.6790	1.4106	0.9957	0.6825	0.8878
0.9864	0.9522	1.9949	0.9914	0.9570	1.2556
0.9843	1.0630	2.2304	0.9893	1.0684	1.4037
0.9831	1.1121	2.3393	0.9881	1.1178	1.4723
0.9778	1.3413	2.8213	0.9828	1.3481	1.7756
QSTD	m=	2.13163	QA	m=	1.33479
	b=	-0.03523		b=	-0.02217
	r=	0.99999		r=	0.99999

Calculations	
Vstd= $\Delta Vol((Pa-\Delta P)/Pstd)(Tstd/Ta)$	Va= $\Delta Vol((Pa-\Delta P)/Pa)$
Qstd= $Vstd/\Delta Time$	Qa= $Va/\Delta Time$
For subsequent flow rate calculations:	
Qstd= $1/m \left(\left(\sqrt{\Delta H \left(\frac{Pa}{Pstd} \right) \left(\frac{Tstd}{Ta} \right)} \right) - b \right)$	Qa= $1/m \left(\left(\sqrt{\Delta H (Ta/Pa)} \right) - b \right)$

Standard Conditions	
Tstd:	298.15 °K
Pstd:	760 mm Hg
Key	
ΔH: calibrator manometer reading (in H2O)	
ΔP: rootsmeter manometer reading (mm Hg)	
Ta: actual absolute temperature (°K)	
Pa: actual barometric pressure (mm Hg)	
b: intercept	
m: slope	

RECALIBRATION
US EPA recommends annual recalibration per 1998 40 Code of Federal Regulations Part 50 to 51, Appendix B to Part 50, Reference Method for the Determination of Suspended Particulate Matter in the Atmosphere, 9.2.17, page 30



Certificate of Calibration 校正證書

Certificate No. : C243573
證書編號

ITEM TESTED / 送檢項目 (Job No. / 序引編號 : IC24-1024)

Date of Receipt / 收件日期 : 7 June 2024

Description / 儀器名稱 : Acoustic Calibrator
Manufacturer / 製造商 : Casella
Model No. / 型號 : CEL-120/1
Serial No. / 編號 : 2383737
Supplied By / 委託者 : Mott MacDonald Hong Kong Limited
3/F., Manulife Place, 348 Kwun Tong Road, Kwun Tong,
Kowloon, Hong Kong

TEST CONDITIONS / 測試條件

Temperature / 溫度 : $(23 \pm 2)^{\circ}\text{C}$ Relative Humidity / 相對濕度 : $(50 \pm 25)\%$
Line Voltage / 電壓 : ---

TEST SPECIFICATIONS / 測試規範

Calibration check


DATE OF TEST / 測試日期 : 30 June 2024

TEST RESULTS / 測試結果


The results apply to the particular unit-under-test only.
The results do not exceed specified limits.
These limits refer to manufacturer's published tolerances as requested by the customer.
The results are detailed in the subsequent page(s).

The test equipment used for calibration are traceable to National Standards via :
- The Government of The Hong Kong Special Administrative Region Standard & Calibration Laboratory
- Hottinger Brüel & Kjær Calibration Laboratory, Denmark
- Agilent Technologies / Keysight Technologies
- Fluke Everett Service Center, USA

Tested By
測試


H T Wong
Assistant Engineer

Certified By
核證


K C Lee
Engineer

Date of Issue : 2 July 2024
簽發日期

The test equipment used for calibration is traceable to the National Standards as specified in this certificate. This certificate shall not be reproduced except in full, without the prior written approval of this laboratory.

本證書所載校正用之測試器材均可溯源至國際標準。局部複印本證書需先獲本實驗所書面批准。

Certificate of Calibration

校正證書

Certificate No. : C243573

證書編號

- The unit-under-test (UUT) was allowed to stabilize in the laboratory for over 12 hours before the commencement of the test.
- The results presented are the mean of 3 measurements at each calibration point.
- Test equipment :

<u>Equipment ID</u>	<u>Description</u>	<u>Certificate No.</u>
CL130	Universal Counter	C233799
CL281	Multifunction Acoustic Calibrator	CDK2302738
TST150A	Measuring Amplifier	C241879

- Test procedure : MA100N.

- Results :

5.1 Sound Level Accuracy

UUT Nominal Value	Measured Value (dB)	Mfr's Limit (dB)	Uncertainty of Measured Value (dB)
94 dB, 1 kHz	94.05	± 0.25	± 0.20
114 dB, 1 kHz	114.10		

5.2 Frequency Accuracy

UUT Nominal Value (kHz)	Measured Value (kHz)	Mfr's Limit	Uncertainty of Measured Value (Hz)
1	1.000 0	1 kHz ± 5 Hz	± 0.1

Remark : The uncertainties are for a confidence probability of not less than 95 %.

Note :

Only the original copy or the laboratory's certified true copy is valid.

The values given in this Certificate only relate to the values measured at the time of the test and any uncertainties quoted will not include allowance for the equipment long term drift, variations with environment changes, vibration and shock during transportation, overloading, mis-handling, or the capability of any other laboratory to repeat the measurement. Sun Creation Engineering Limited shall not be liable for any loss or damage resulting from the use of the equipment.

The test equipment used for calibration is traceable to the National Standards as specified in this certificate. This certificate shall not be reproduced except in full, without the prior written approval of this laboratory.

本證書所載校正用之測試器材均可溯源至國際標準。局部複印本證書需先獲本實驗室所書面批准。

Sun Creation Engineering Limited – Calibration & Testing Laboratory

c/o 4/F, 1 Hing On Lane, Tuen Mun, New Territories, Hong Kong

輝創工程有限公司 - 校正及檢測實驗室

c/o 香港新界屯門興安里一號四樓

Tel/電話: (852) 2927 2606

Fax/傳真: (852) 2744 8986

E-mail/電郵: callab@suncreation.com

Website/網址: www.suncreation.com