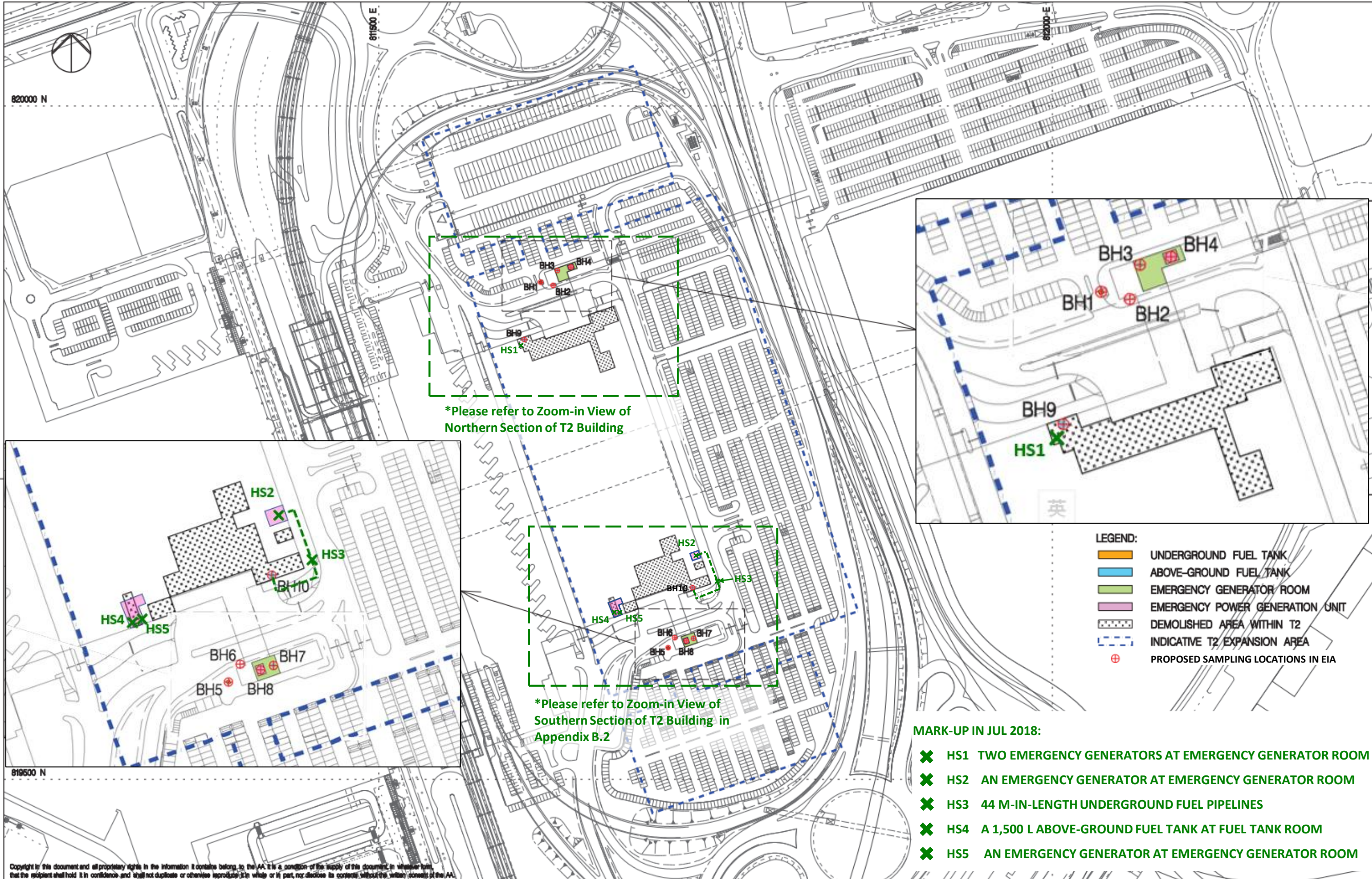


Appendix B.1 Location of Emergency Power Supply Systems of T2 Building (Overview)



*Please refer to Zoom-in View of Northern Section of T2 Building

*Please refer to Zoom-in View of Southern Section of T2 Building in Appendix B.2

- LEGEND:**
- UNDERGROUND FUEL TANK
 - ABOVE-GROUND FUEL TANK
 - EMERGENCY GENERATOR ROOM
 - EMERGENCY POWER GENERATION UNIT
 - DEMOLISHED AREA WITHIN T2
 - INDICATIVE T2 EXPANSION AREA
 - PROPOSED SAMPLING LOCATIONS IN EIA

- MARK-UP IN JUL 2018:**
- ✖ HS1 TWO EMERGENCY GENERATORS AT EMERGENCY GENERATOR ROOM
 - ✖ HS2 AN EMERGENCY GENERATOR AT EMERGENCY GENERATOR ROOM
 - ✖ HS3 44 M-IN-LENGTH UNDERGROUND FUEL PIPELINES
 - ✖ HS4 A 1,500 L ABOVE-GROUND FUEL TANK AT FUEL TANK ROOM
 - ✖ HS5 AN EMERGENCY GENERATOR AT EMERGENCY GENERATOR ROOM

Copyright in this document and all proprietary rights in the information it contains belong to the AA. It is a condition of the supply of this document, in whatever form, that the recipient shall hold it in confidence and shall not duplicate or otherwise reproduce it in whole or in part, nor disclose its contents, without the written consent of the AA.

Rev.	Date	Description	Checked
A	23OCT13	FIRST ISSUE	EC
B	21NOV13	GENERAL REVISION	AM
C	17DEC13	GENERAL REVISION	AM

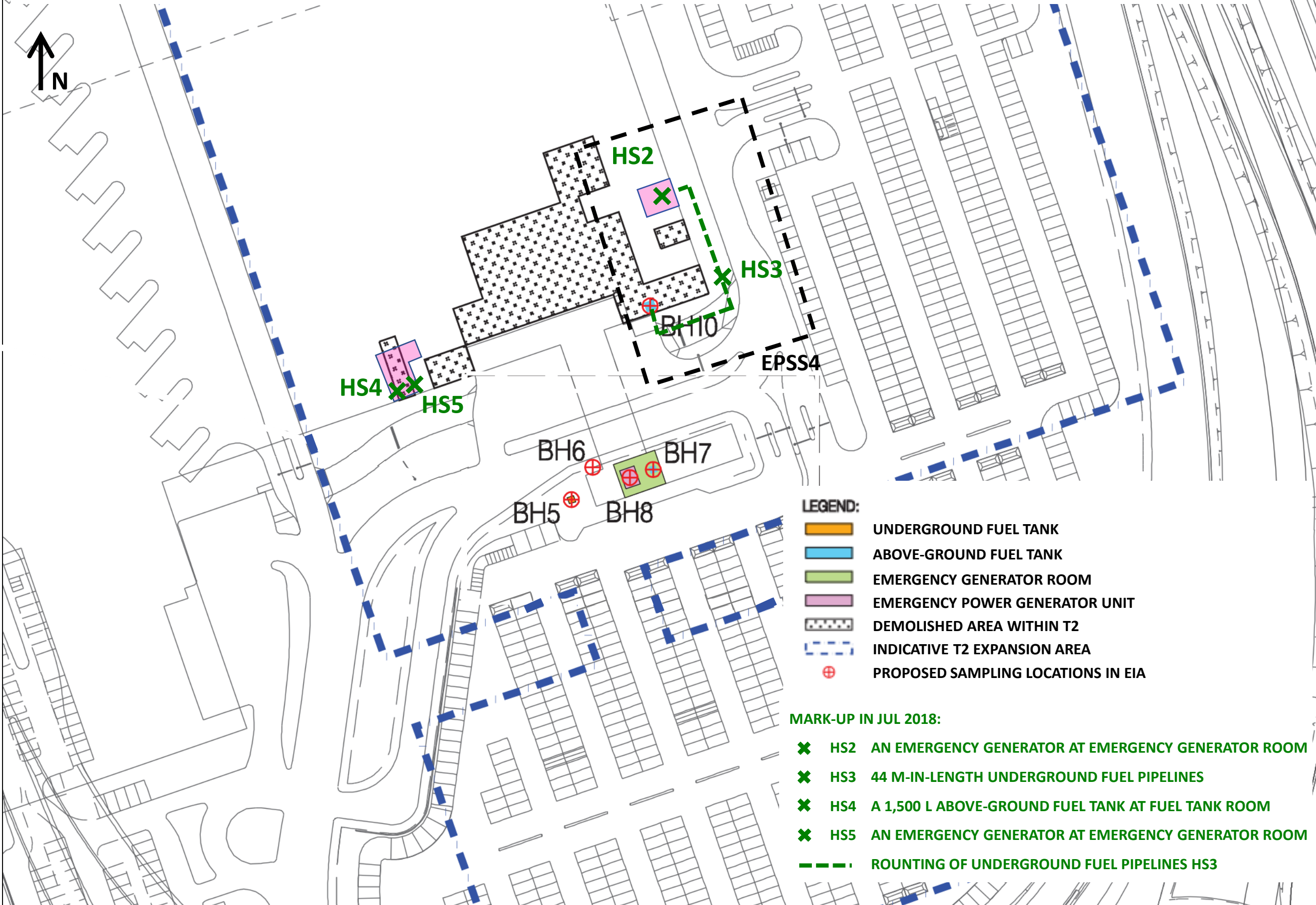









PROPOSED SAMPLING LOCATIONS FOR EXPANSION OF T2 BUILDING






Consultant's Signatures for Approval		Date
Design	AM	23OCT13
Checkers	AM	23OCT13
Design Supervisor	EC	21MAR14
Authorised Representative	AFK	21MAR14

EXPANSION OF HONG KONG INTERNATIONAL AIRPORT INTO A THREE-RUNWAY SYSTEM		Scale at A3
Drawing No.	MCL / P132 / EIA / 11-014	1 : 2500
Rev.	C	

Appendix B.2 Location of Emergency Power Supply System No.4 of T2 Building (Zoom-in View of Southern Section of T2 Building)



- LEGEND:**
-  UNDERGROUND FUEL TANK
 -  ABOVE-GROUND FUEL TANK
 -  EMERGENCY GENERATOR ROOM
 -  EMERGENCY POWER GENERATOR UNIT
 -  DEMOLISHED AREA WITHIN T2
 -  INDICATIVE T2 EXPANSION AREA
 -  PROPOSED SAMPLING LOCATIONS IN EIA

- MARK-UP IN JUL 2018:**
-  HS2 AN EMERGENCY GENERATOR AT EMERGENCY GENERATOR ROOM
 -  HS3 44 M-IN-LENGTH UNDERGROUND FUEL PIPELINES
 -  HS4 A 1,500 L ABOVE-GROUND FUEL TANK AT FUEL TANK ROOM
 -  HS5 AN EMERGENCY GENERATOR AT EMERGENCY GENERATOR ROOM
 -  ROUTING OF UNDERGROUND FUEL PIPELINES HS3