

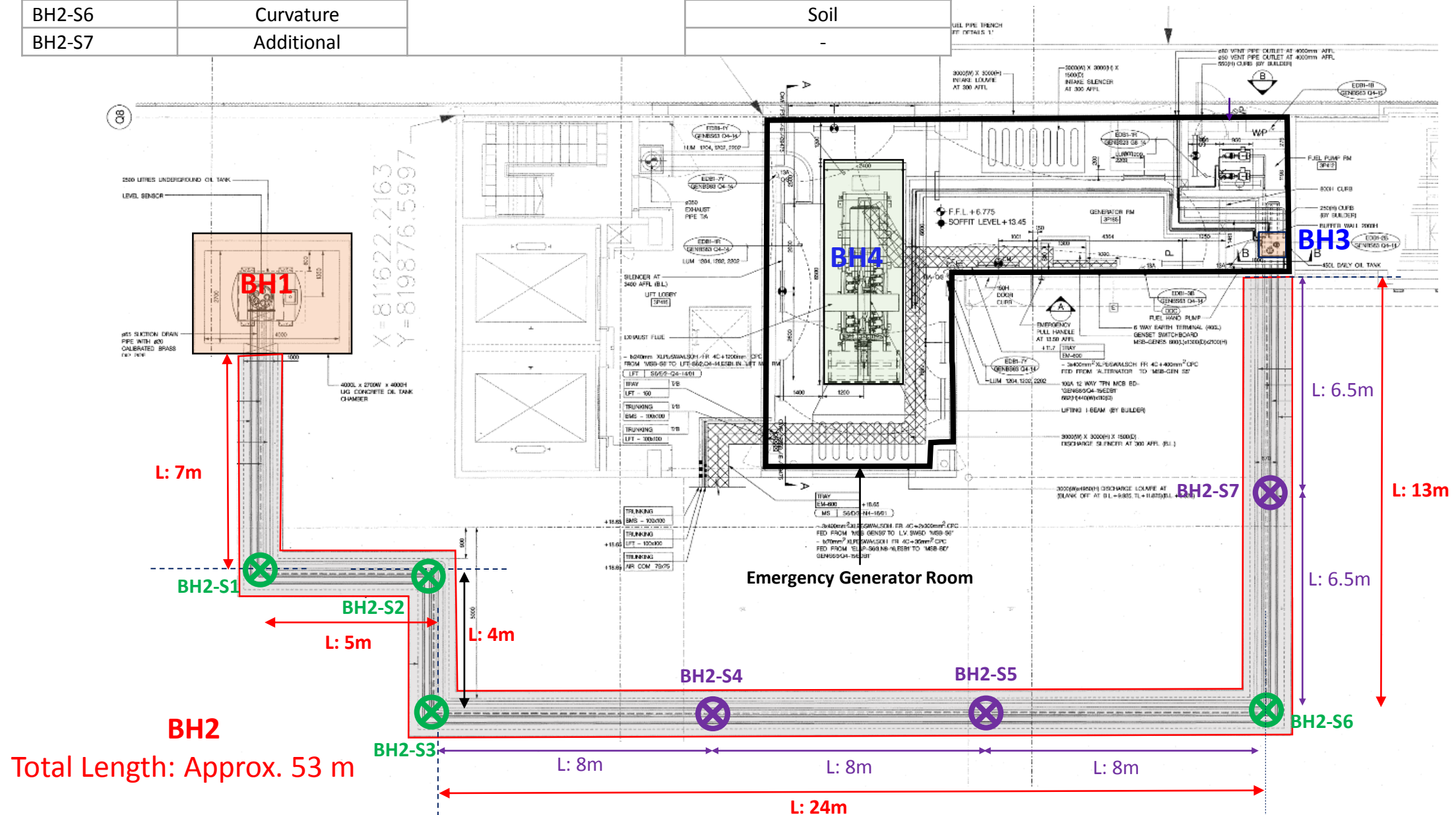


Appendix F.2 Indicative Sampling Point Selection of Underground Pipeline Trench of Emergency Power Supply System No.1 (i.e. **BH2**)

Annotation of Sampling Point	Type of Sampling Point (Curvature/ Additional)	Sample	
		At the level of fuel pipelines (Within Concrete Trench)	Right underneath concrete trench
BH2-S1	Curvature	Sand	Soil
BH2-S2	Curvature		Soil
BH2-S3	Curvature		Soil
BH2-S4	Additional		-
BH2-S5	Additional		-
BH2-S6	Curvature		Soil
BH2-S7	Additional		-

LEGEND:

-  Curvature Sampling Point
-  Additional Sampling Point



Indicative Sampling Point Selection of Underground Pipeline Trench of Emergency Power Supply System No.1 (i.e. **BH2**)