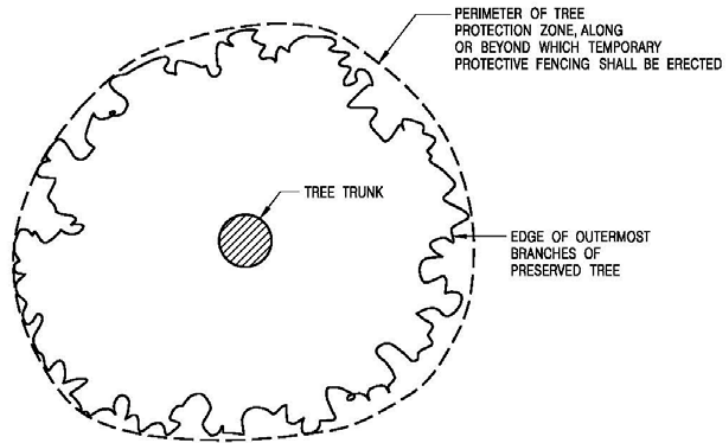




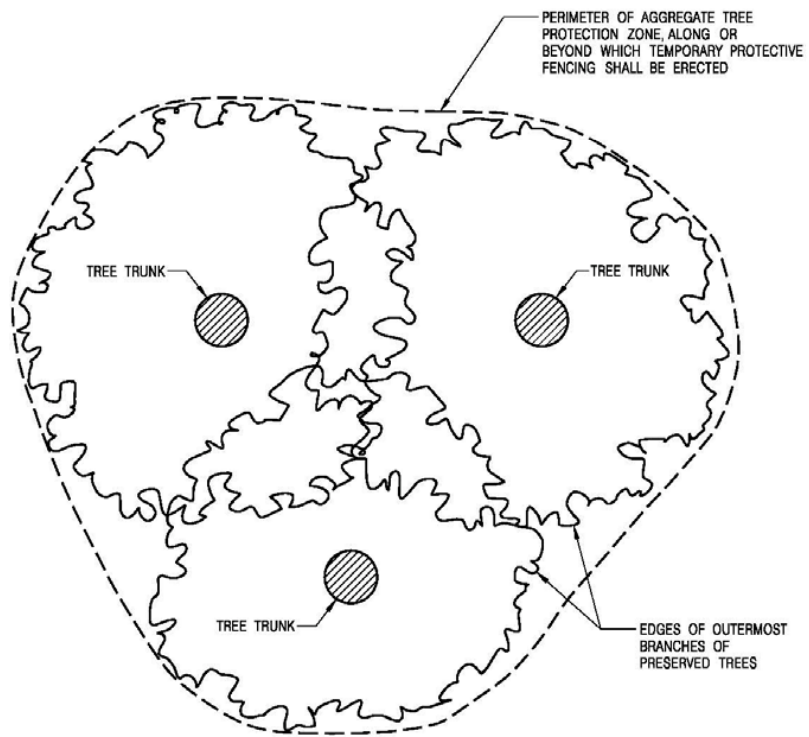
ANNEX I

Generic Tree Protection Plan





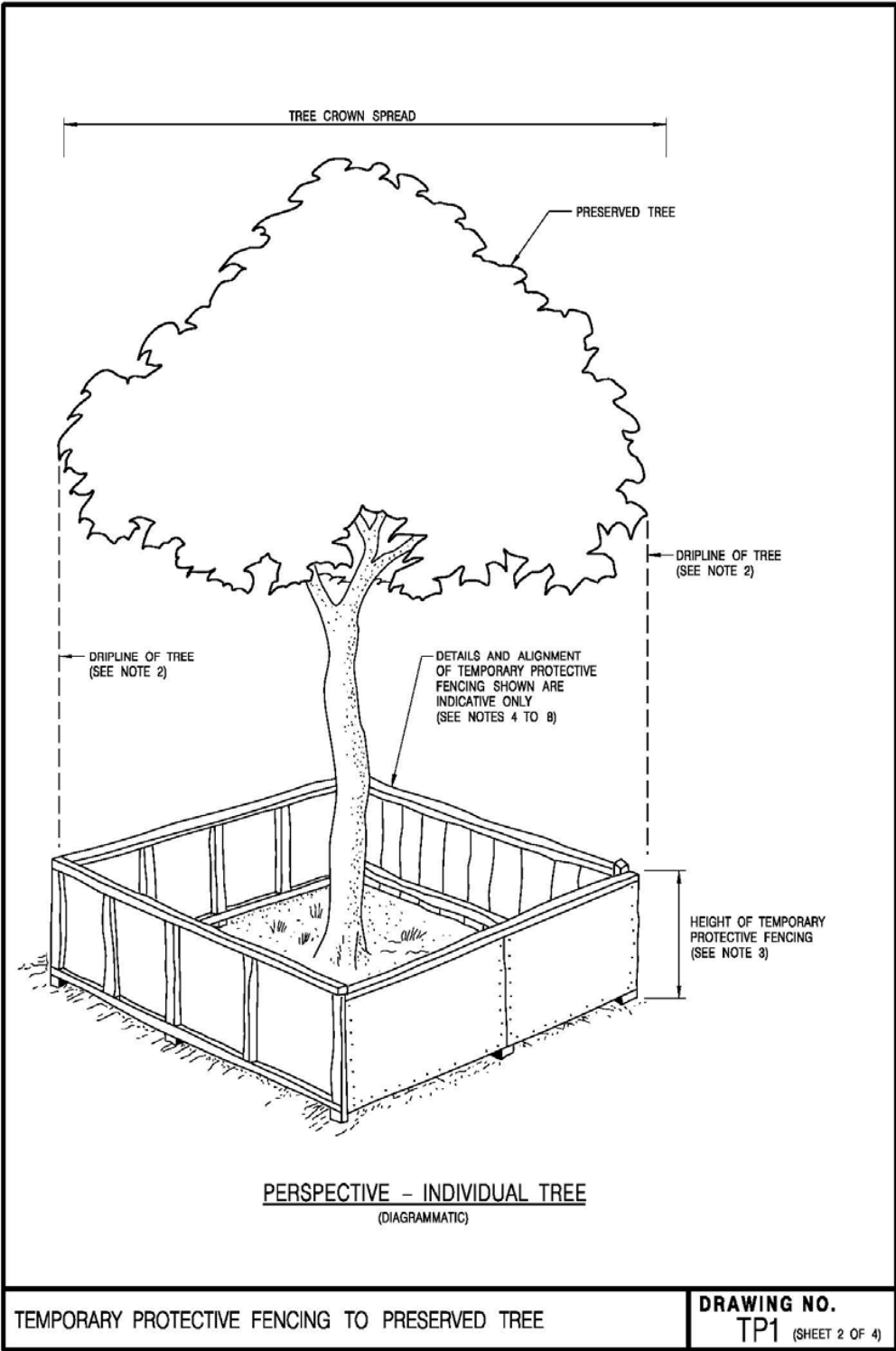
PLAN - INDIVIDUAL TREE
(DIAGRAMMATIC)

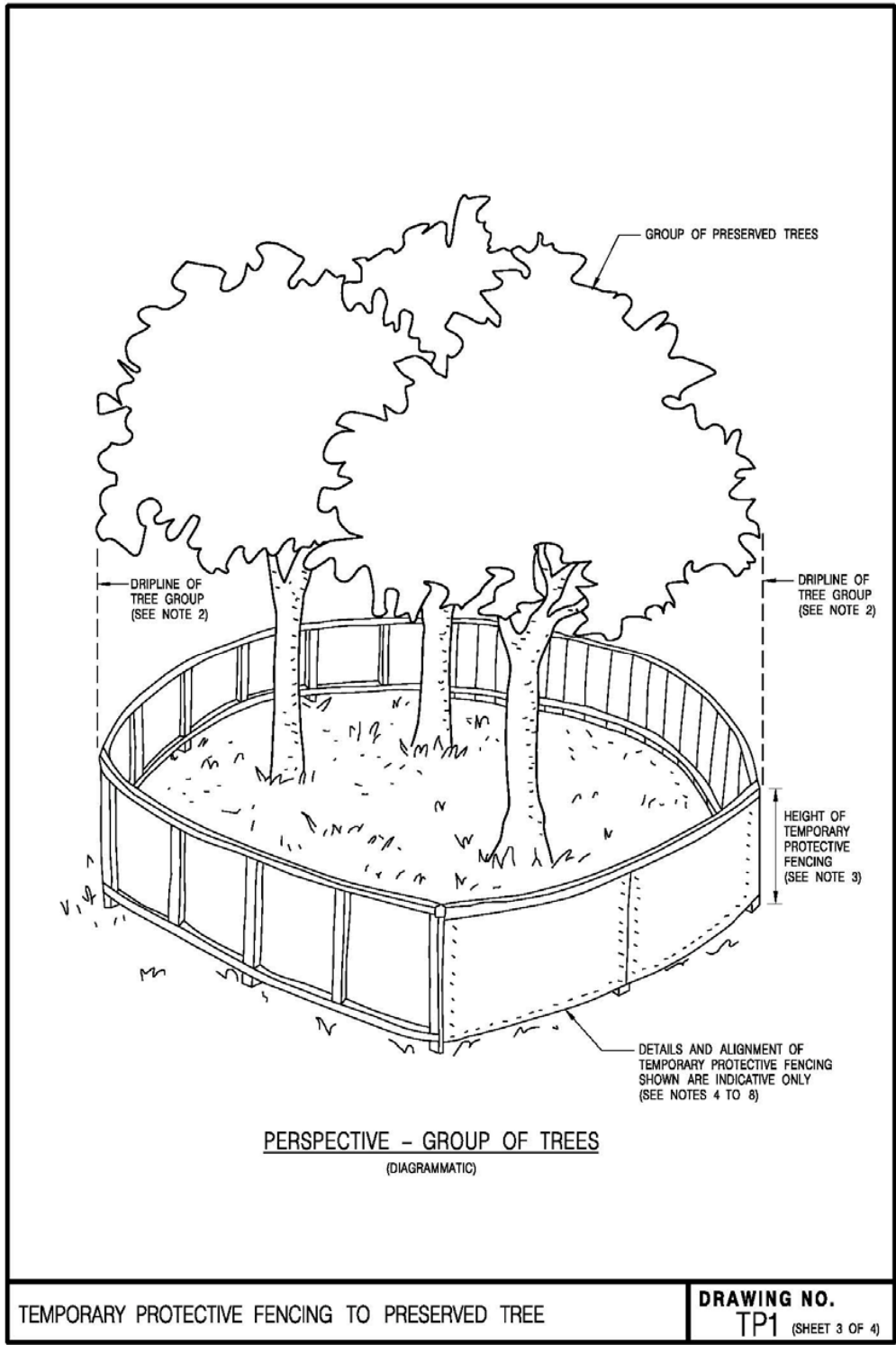


PLAN - GROUP OF TREES
(DIAGRAMMATIC)

TEMPORARY PROTECTIVE FENCING TO PRESERVED TREE

DRAWING NO.
TP1 (SHEET 1 OF 4)





NOTES:

1. ALL DIMENSIONS ARE IN MILLIMETRES UNLESS OTHERWISE SPECIFIED.
2. DRIPLINE OF *TREE /TREE GROUP EXTENDS TO THE OUTERMOST BRANCHES OF THE *TREE / TREE GROUP, DEFINING THE PERIMETER OF THE *TREE PROTECTION ZONE /AGGREGATE TREE PROTECTION ZONE.
3. HEIGHT OF TEMPORARY PROTECTIVE FENCING SHALL BE 1500 MINIMUM, BUT THE REQUIRED HEIGHT SHALL BE DETERMINED BY THE *ARCHITECT /ENGINEER / SUPERVISING OFFICER WHEN APPROVING THE CONSTRUCTION DETAILS OF THE FENCING AS REFERRED TO IN NOTE 8.
4. TEMPORARY PROTECTIVE FENCING SHALL BE STRONG AND APPROPRIATE FOR RESISTING THE IMPACTS OF CONSTRUCTION ACTIVITIES ON THE SITE. IT SHALL BE MADE OF ROBUST MATERIALS AND SHALL COMPRISE A VERTICAL AND HORIZONTAL SCAFFOLDING FRAMEWORK, WELL BRACED AND SUPPORTING **CHAIN LINK FENCING /STEEL SHEET FENCING, OR OTHER FENCING AS APPROVED BY THE *ARCHITECT /ENGINEER /SUPERVISING OFFICER. ONLY IN EXCEPTIONAL CIRCUMSTANCES SHALL PLASTIC WEBBING BE CONSIDERED.
5. THE ALIGNMENT OF TEMPORARY PROTECTIVE FENCING CAN BE IN CIRCULAR, SQUARE, RECTANGULAR OR ANY OTHER SHAPE SO LONG AS THE FENCING INCLUDING ITS FOUNDATIONS DOES NOT ENCROACH INTO THE TREE PROTECTION ZONE.
6. A LOCKABLE GATE SHALL BE PROVIDED TO THE TEMPORARY PROTECTIVE FENCING TO ALLOW ENTRY FOR CARRYING OUT THE NECESSARY ARBORICULTURAL WORKS OR MAINTENANCE WORKS TO THE TREE OR ANY OTHER APPROVED WORKS WITHIN THE TREE PROTECTION ZONE.
7. WARNING NOTICE GUARDING AGAINST UNAUTHORISED OPERATIONS WITHIN FENCED AREA SHALL BE ERECTED ON THE TEMPORARY PROTECTIVE FENCING.
8. THE CONTRACTOR SHALL SUBMIT THE CONSTRUCTION DETAILS OF THE TEMPORARY PROTECTIVE FENCING TO THE *ARCHITECT /ENGINEER /SUPERVISING OFFICER FOR APPROVAL PRIOR TO ERECTION OF THE FENCING.

* DELETE WHICHEVER IS INAPPROPRIATE.

** DELETE WHICHEVER IS INAPPROPRIATE. STEEL SHEET FENCING SHALL BE USED IN CIRCUMSTANCES WHERE THE CONCENTRATION OF CONSTRUCTION ACTIVITY IS PARTICULARLY INTENSE OR THE PRESERVED TREE IS EITHER PARTICULARLY VALUABLE OR PARTICULARLY VULNERABLE.

TEMPORARY PROTECTIVE FENCING TO PRESERVED TREE

DRAWING NO.
TP1 (SHEET 4 OF 4)

In addition to the general notes, which support the generic tree protection plans provided above, the responsible parties for the implementation and maintenance of these measures including their regular checking are also summarized below as per the requirements set out in the EM&A Manual.

Stage	Monitoring Task	Monitoring Report	Form of Approval	Frequency
Detailed Design	Checking of design works against the recommendations of the landscape and visual impact assessments within the EIA shall be undertaken during detailed design and tender stage, to ensure that they fulfil the intention of the mitigation measures. Any changes to the design, including design changes on site shall also be checked.	Report by AAHK/ PM confirming that the design conforms to requirements of EP.	Approved by Client	At the end of the detailed design phase
Construction	Checking of the contractor's operations during the construction period.	Report on Contractor's compliance, by ET	Counter signature of report by IEC	Weekly
Establishment Works	Checking of the planting works during the 12-month establishment period after completion of the construction works.	Report on Contractor's compliance, by ET	Counter signature of report by IEC	Every two months
Long Term Management (10 year)	Monitoring of the long-term management of the planting works in the period up to 10 years after completion of the construction works.	Report on compliance by ET or maintenance agency as appropriate	Counter signature of report by Management Agency	Annually

Source: Table 12-1 of Updated EM&A Manual

Landscape & Visual Mitigation Measure ID No.	Implementation Agency	Management Agency	Maintenance Agency
<i>Construction Phase</i>			
CM1 – CM10	Contractor	-	-
<i>Operation Phase</i>			
OM1, OM5, OM8, OM10, OM11	Design Engineer	AAHK	AAHK
OM2 – OM4	Design Engineer	Building Operator	Building Operator
OM6, OM7, OM9	Contractor	AAHK	AAHK

Source: Table 12-2 of Updated EM&A Manual

In accordance with the EM&A Manual, construction mitigation measure **CM8**, which states that: "All existing trees shall be carefully protected during construction. Detailed Tree Protection Specification shall be provided in the Contract Specification. Under this specification, the Contractor shall be required to submit, for approval, a detailed working method statement for the protection of trees prior to undertaking any works adjacent to all retained trees, including trees in contractor's works areas" shall be implemented by the Contractor, and monitored by the ET on a weekly basis. The ET shall also be responsible for reporting on the Contractor's compliance, with the report to be counter signed by IEC.